

# ASSEMBLY INSTRUCTIONS

Series E-Z1016 & E-Z1018

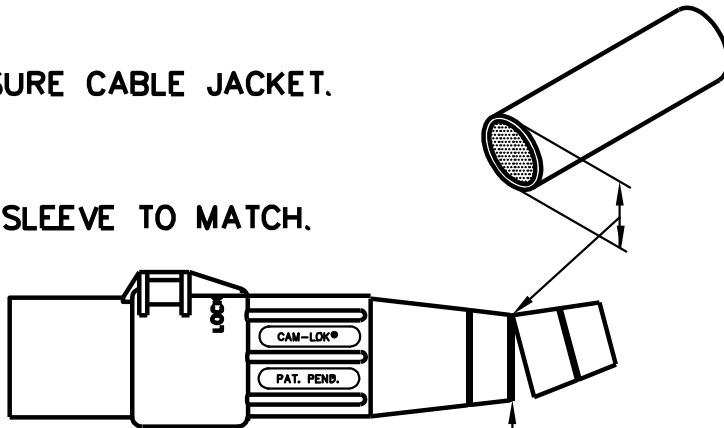
IB

Page 1

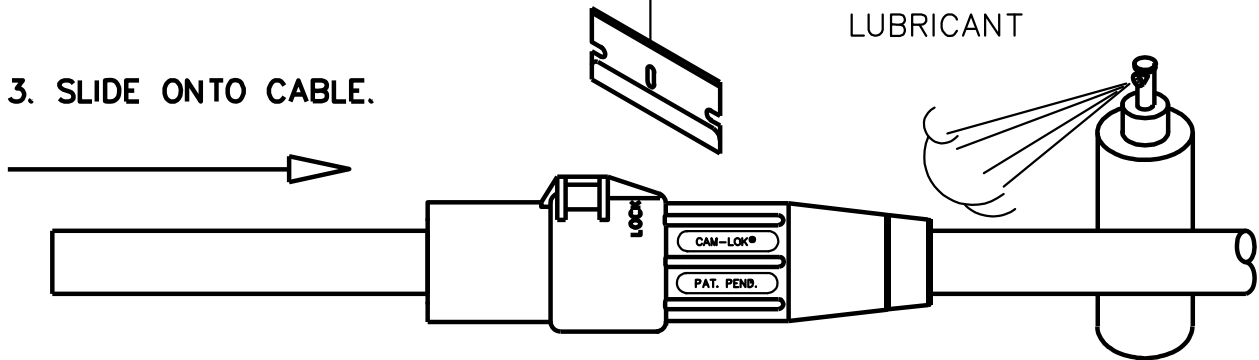
**NOTE: USE COPPER (CU)  
CONDUCTORS ONLY.**

1. MEASURE CABLE JACKET.

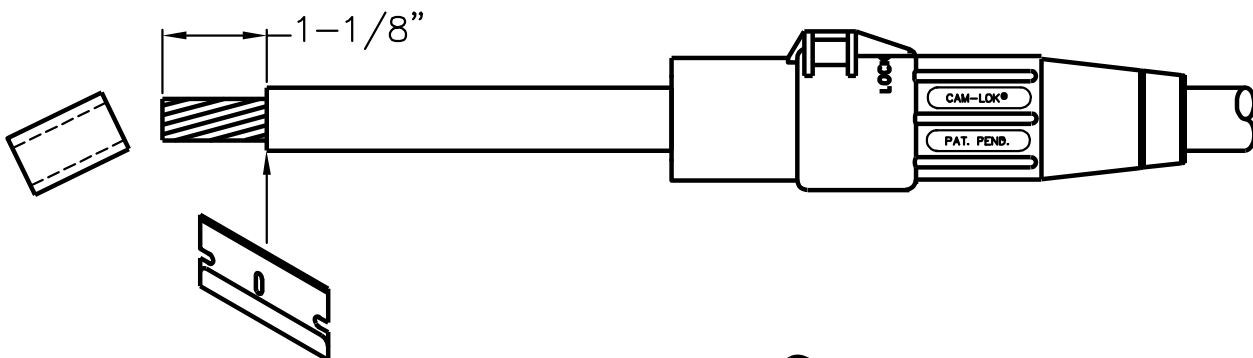
2. CUT SLEEVE TO MATCH.



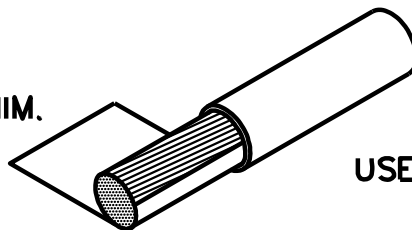
3. SLIDE ONTO CABLE.



4. REMOVE JACKET.



5. WRAP COPPER SHIM.

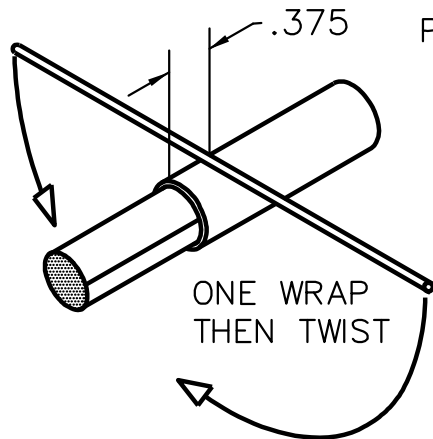
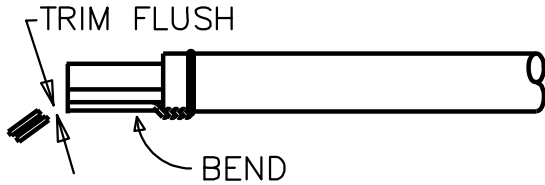


USE TWO FOR SMALLER CABLES.

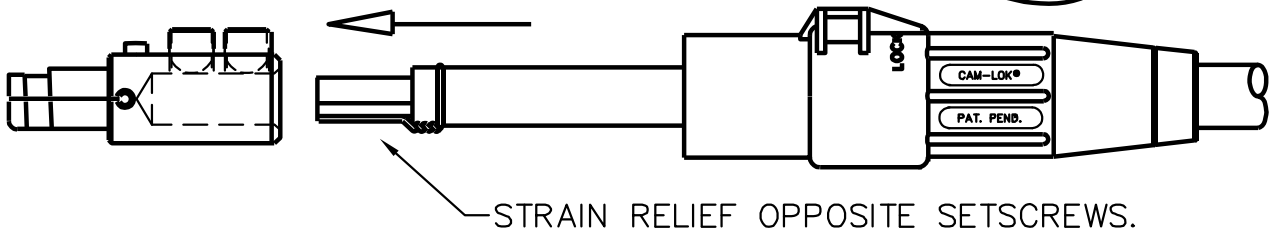
# ASSEMBLY INSTRUCTIONS

## Series E-Z1016 & E-Z1018

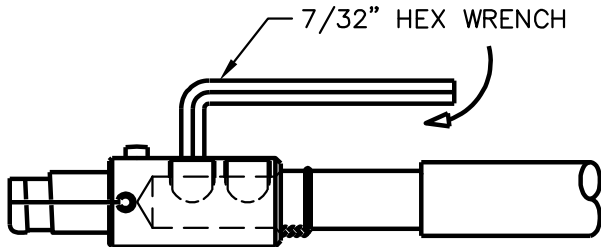
**6. WRAP STRAIN RELIEF WIRE.**



**7. INSERT INTO CONTACT.**



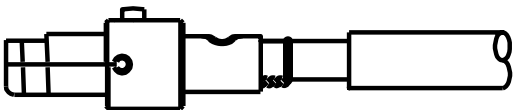
**8A. TIGHTEN SETSCREWS.**



CABLE SIZE	TORQUE INCH POUNDS
#2 - #1	100
1/0 - 2/0	120
3/0 - 4/0	220

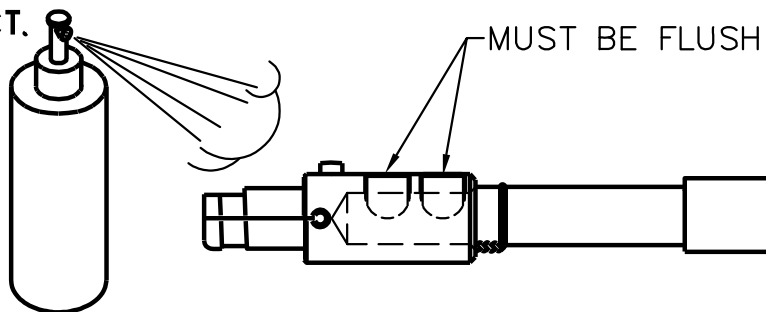
**OR**

**8B. CRIMP CONTACT**



CABLE SIZE	CRIMP NEST	CRIMP PRESS
#2 - #1	100514-3	A200914-3
1/0 - 2/0	100514-4	A200914-4
3/0 - 4/0	T&B No. 66H	

**9. LUBRICATE CONTACT.**

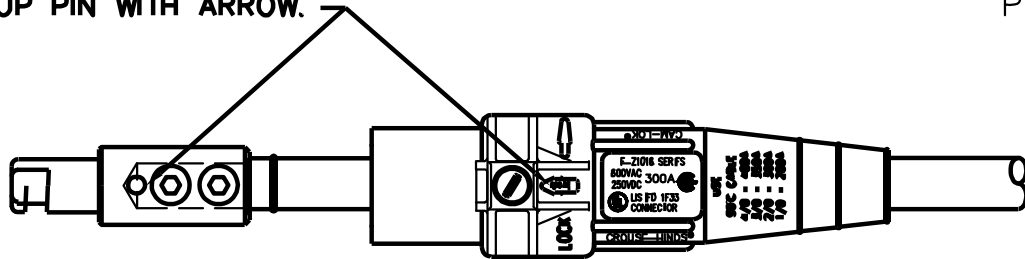


A lubricant is available from:  
 Chemtrend, Inc.  
 1445 West McPherson Park Drive  
 Howell, Michigan 48844-0860  
 Their part number is CT-39F.

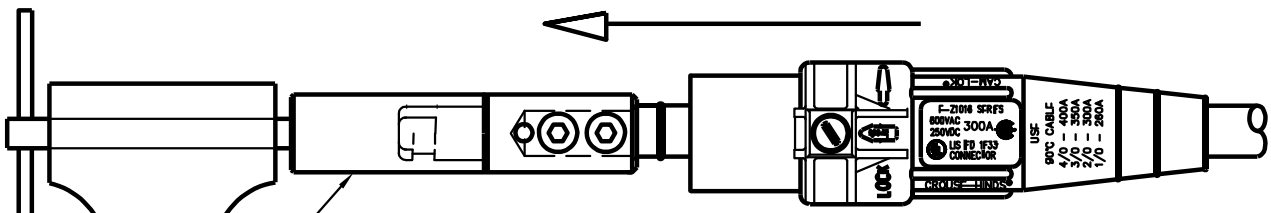
# ASSEMBLY INSTRUCTIONS

## Series E-Z1016 & E-Z1018

10. LINE UP PIN WITH ARROW.



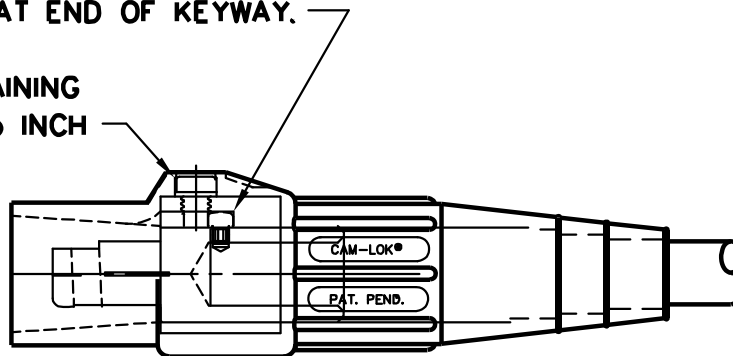
11. PUSH SLEEVE OVER CONTACT.



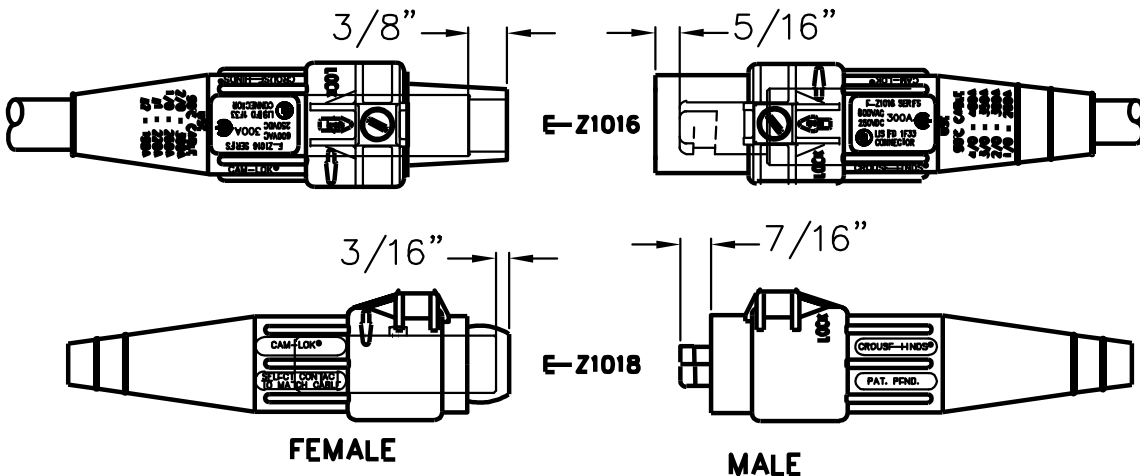
COMALONGS: A200020-3 MALE  
A200020-4 FEMALE

12. PIN STOPS AT END OF KEYWAY.

TIGHTEN RETAINING  
SCREW TO 25 INCH  
POUNDS.



13. CHECK FINAL POSITION.



# ASSEMBLY INSTRUCTIONS

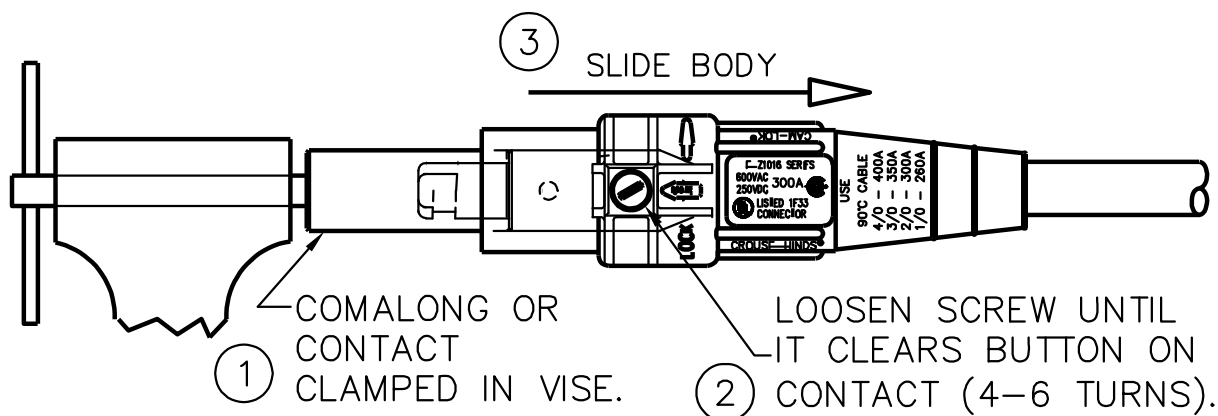
## Series E-Z1016 & E-Z1018

IB 278

### SLEEVE REMOVAL PROCEDURE

Page 4

#### 1. MATE WITH COMALONG OR CONTACT.



### CONTACT AND CONDUCTOR SIZE INFORMATION

Series	Style	Conductor Size	Continuous Amp Rating	Conductor Entrance Diameter	Contact	
					Male	Female
E-Z1016	CRIMP	#2-#1	170	.402	A200036-18	A200037-23
E-Z1016	CRIMP	1/0-2/0	235	.495	A200038-11	A200035-17
E-Z1016	CRIMP	3/0-4/0	315	.620	A200038-6	A200035-14
E-Z1016	DOUBLE SET SCREW	#2-2/0	235	.578	A200630-1	A200640-3
E-Z1016	DOUBLE SET SCREW	3/0-4/0	400--USE 105°C CABLE	.656	A200639-1	A200641-1
E-Z1018	SINGLE SET SCREW	#2-2/0	235	.578	A200065-1	A200067-4
E-Z1018	SINGLE SET SCREW	3/0-4/0	400	.656	A200064-1	A200090-2
E-Z1018	DOUBLE SET SCREW	#2-2/0	235	.578	A200630-1	A200640-4
E-Z1018	DOUBLE SET SCREW	3/0-4/0	400	.656	A200639-1	A200641-2

Comalong Tools: For Assembling Male Cams 16CLM  
 For Assembling Female Cams 16CLF

NOTE : "Cam-lok" is a registered Trade-Mark of Cooper Industries