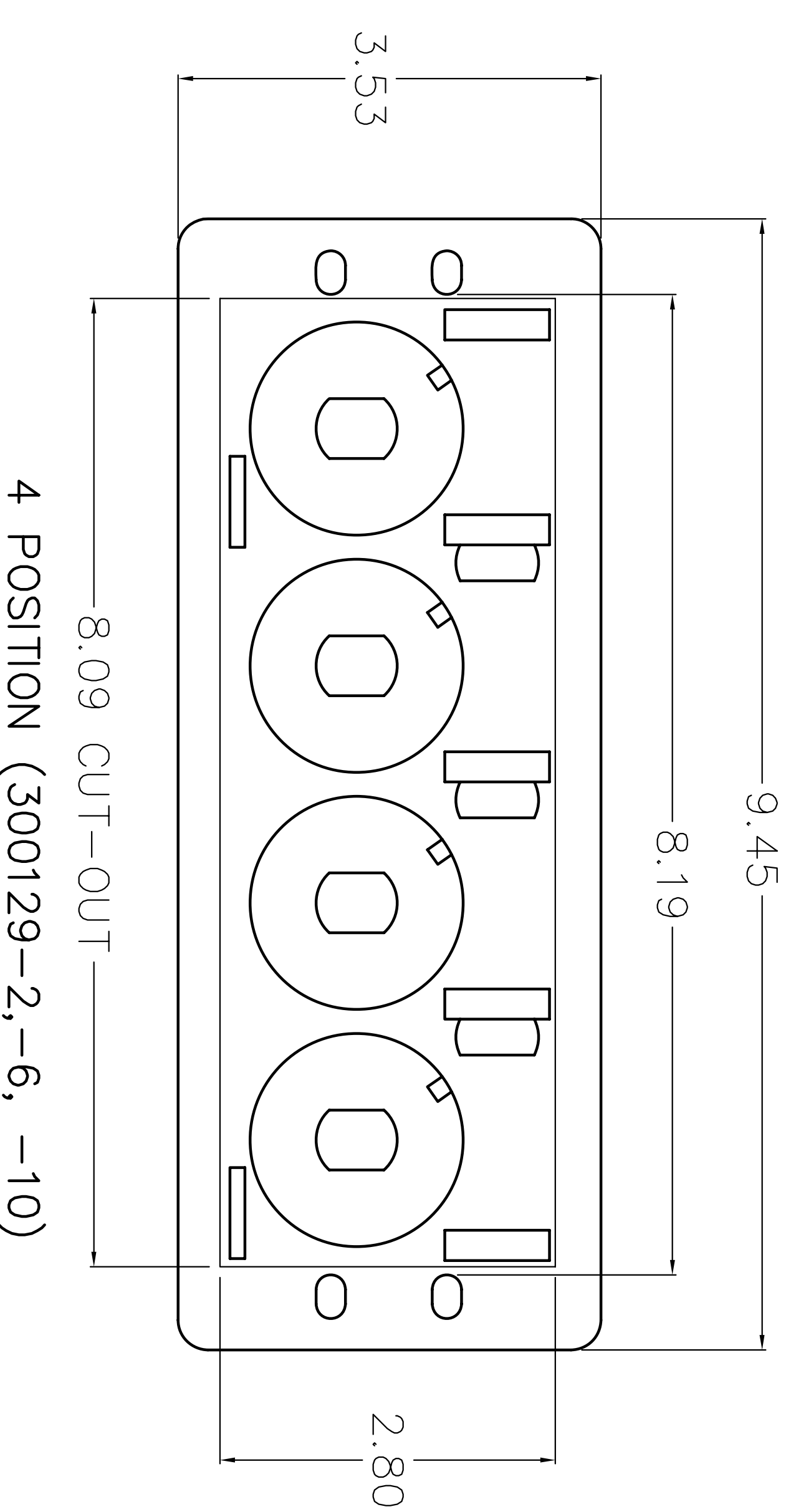
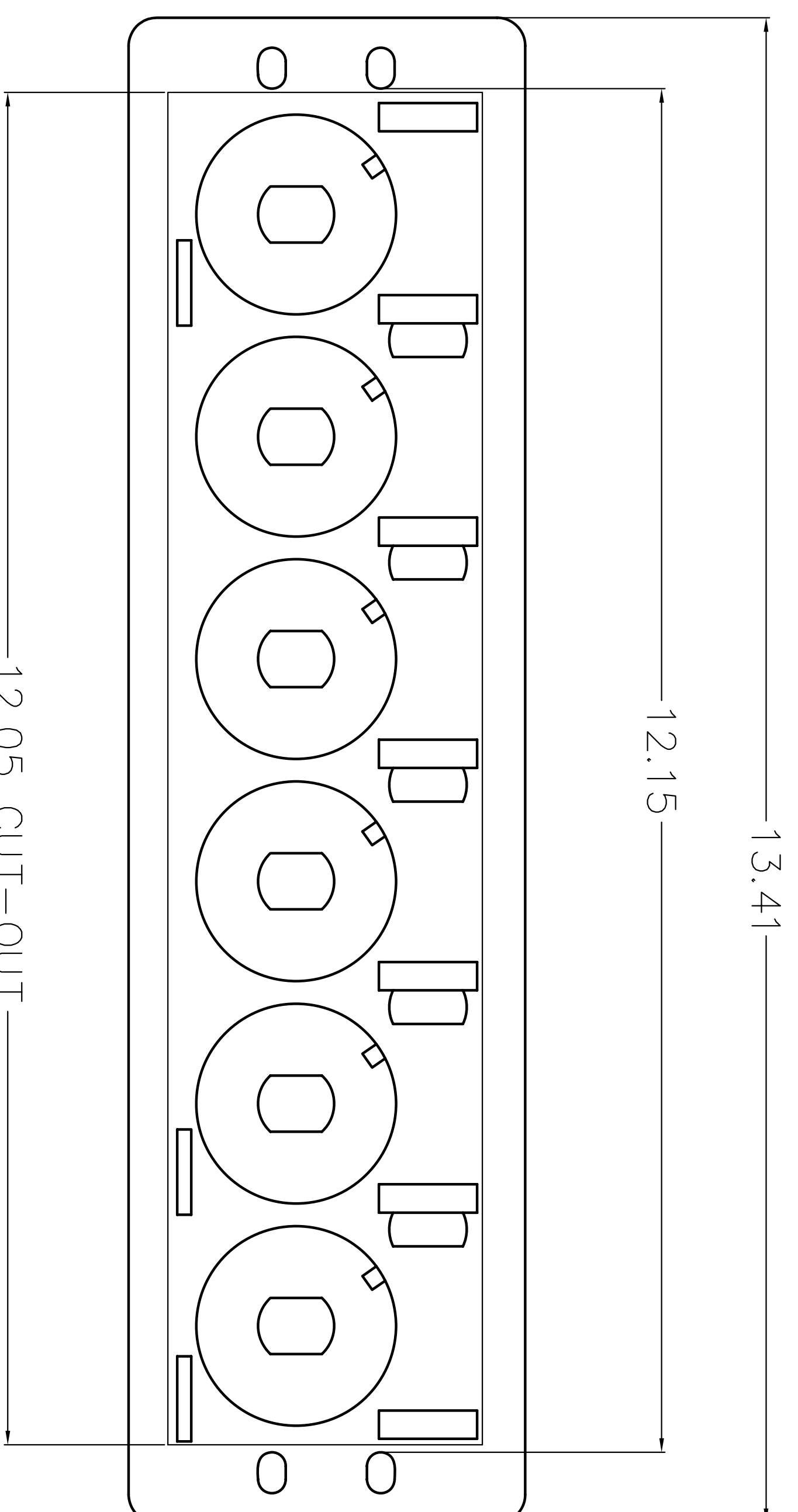
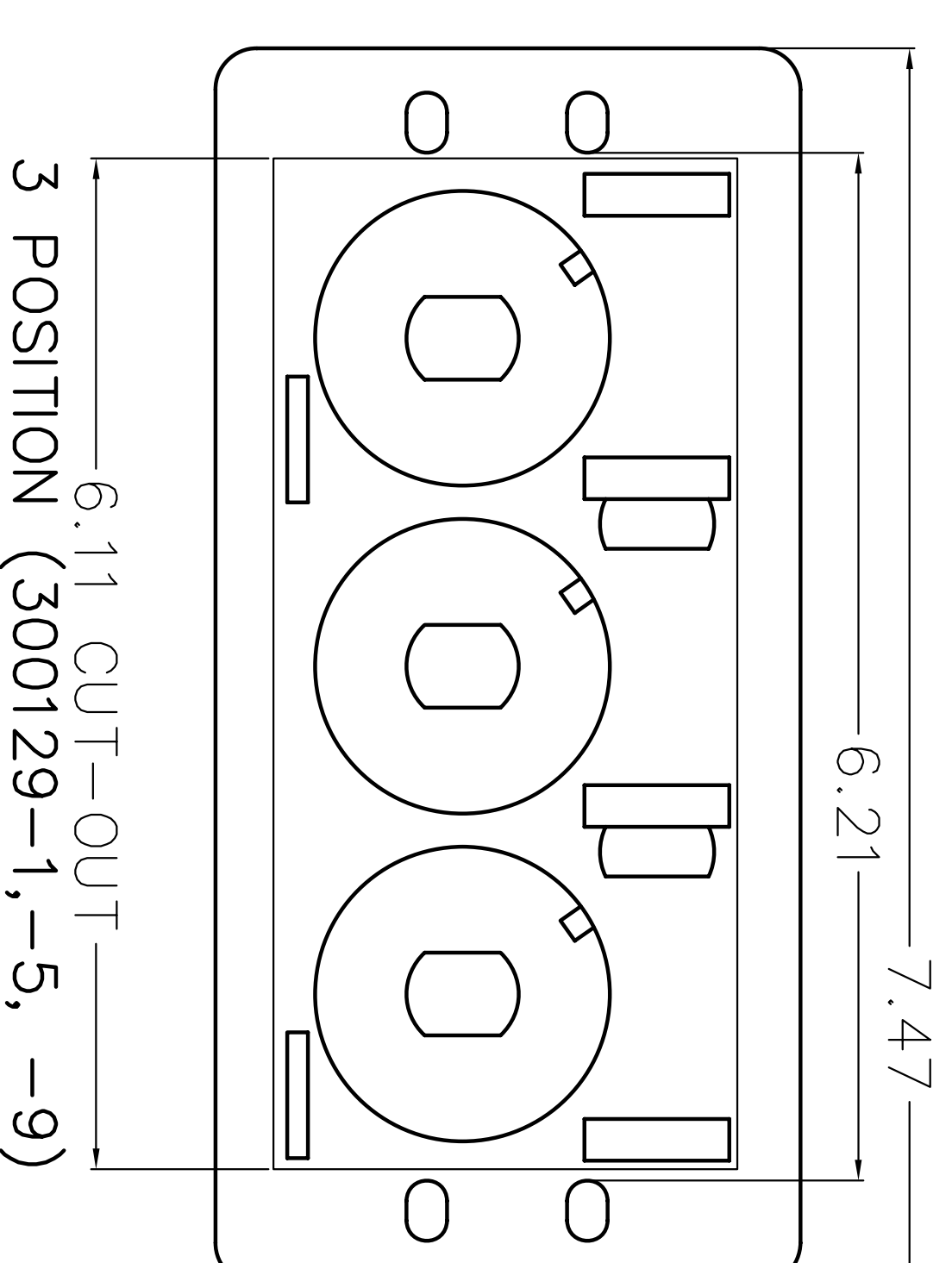
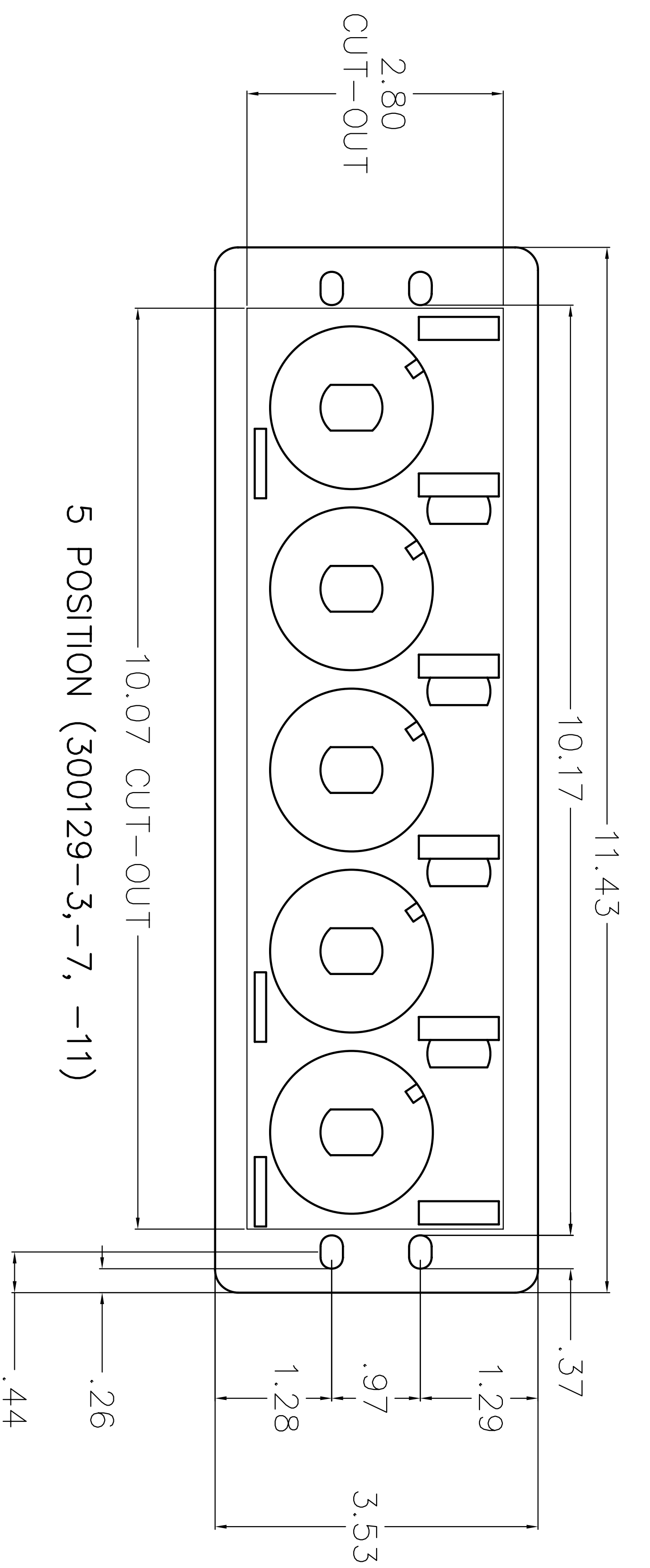


E0200 POSI-LOK MOUNTING AND CUT-OUT DIMENSIONS



DATE ORDER	XXX	DATE ISSUED	XXX
MOLD MARKINGS:		UNLESS OTHERWISE SPECIFIED, ALL DIMENSIONS ARE IN INCHES.	
FRAC.	DEC.	ANGULAR	TOLERANCE
0 TO 1/16	± 1/64	± 1/2°	± 1/2°
1/16 TO 1/8	± 1/32	± 1/4°	± 1/4°
1/8 TO 1/4	± 1/16	± 1/2°	± 1/2°
1/4 TO 3/8	± 1/8	± 1/2°	± 1/2°
3/8 TO 1/2	± 3/32	± 1/2°	± 1/2°
1/2 TO 3/4	± 1/16	± 1/2°	± 1/2°
3/4 TO 1	± 1/8	± 1/2°	± 1/2°
1 TO 1 1/2	± 3/16	± 1/2°	± 1/2°
1 1/2 TO 2	± 1/4	± 1/2°	± 1/2°
2 TO 3	± 1/4	± 1/2°	± 1/2°
3 TO 4	± 1/4	± 1/2°	± 1/2°
4 TO 6	± 1/4	± 1/2°	± 1/2°
6 TO 10	± 1/4	± 1/2°	± 1/2°
10 TO 100	± 1/4	± 1/2°	± 1/2°
100 FT. AND OVER	± 1/4	± 1/2°	± 1/2°
COOPER Crouse-Hinds Molded Products		THIS IS A CAD DRAWING. ALL REGIONS MUST BE DONE ON THE CAD SYSTEM. CS3 3/9/01	
TITLE: 200 AMP POSI-LOK MOUNTING AND PANEL CUT-OUT		SCALE: 1X	
DWG. SIZE: D		DWG. NO: E0200 PANEL CUTOUT	
DRW. POS: 4240		FILE: E0200 PANEL CUTOUT	