

# D-2

Classified by UL for use in specific combinations with Crouse-Hinds Arkrite.


## Powertite® Series Pin and Sleeve Receptacles, Plugs, and Cable Connectors

### Applications

- Designed to supply power to portable or fixed electrical equipment such as motor generator units, welders, pumps, compressors, cellular relay stations, and similar apparatus.
- Ideal for use on shipping docks, ports, and other "ship to shore" applications.
- Suitable for use in locations where a weatherproof enclosure is required.
- Rough usage construction.

### Features

- Available in 30-, 60-, 100-, 200-, and 400-ampere units.
- Available in two grounding styles: Style 1, shell grounding only; and Style 2, shell and extra pole grounding.
- ① Grounding strap in Style 2 Receptacle from extra pole to receptacle housing.
- ② Screw locks receptacle housing and interior into an assembly-also permits easy field conversion to reverse service for 30, 60, 100 and 200 Amp.
- ③ Receptacle interior retaining washers.
- ④ Raintight mounting box gasket.
- ⑤ Grounding detent springs in Style 1 and Style 2.
- ⑥ Longer ground terminal in Style 2 receptacle "makes first, breaks last."
- ⑦ Floating-type plug terminal self-aligns to receptacle contacts.
- ⑧ Screw locks plug housing and interior into an assembly; also permits easy field conversion to reverse service. (30,60,100,200 Amp)
- ⑨ Grounding strap in Style 2 Plug from extra pole to plug housing.
- ⑩ Cable grip assembly.
- ⑪ Arc snuffing chamber.
- ⑫ Plug with clamping ring has neoprene gasket. Ring threads onto screw cap receptacle to provide NEMA 4X assembly when properly tightened. Available in 30,60,100,200 Amp units.
- Neoprene bushing compressed by cable collar prevents entrance of water. Bushing is highly resistant to hydrocarbon deterioration and is self-extinguishing.
- Locking screw and slot prevents cable collar from "backing off."



## Powertite® Series Pin and Sleeve Receptacles, Plugs, and Cable Connectors

D

- Contacts exert constant pressure along entire contact surface and provide electrical continuity.

- Suitable for use from -40°C to 107°C (-40°F to 225°F).

- Choice of receptacle types: weatherproof spring door and NEMA 4X screw cap (30-, 60- and 100-ampere). Weatherproof spring door and NEMA 4X clamp cover (200-ampere). Raintight clamp cover (400-ampere).

- Insulating blocks provide greatest dielectric and mechanical strength and lowest moisture absorption, lowest "arc tracking."

- Positive polarization: only plugs and receptacles of same style, number of poles and ampere rating can be used together.

- *Circuit Breaking*: in 30- through 200-amp units, any arcing created as line and load terminals disengage is safely confined deep within terminal cavities. Plugs may be withdrawn in an emergency under full rated loads without separate disconnect switches (400-amp plug for disconnecting use only-not for current rupturing).

- 30, 60 and 100 ampere Powertite® plugs also suitable for classified locations when used with Appleton EBR, EBRH, JBR, MD2SR, or DBR explosion-proof interlocking receptacles (see Catalog Section L).

- Controlled length contacts ensure that ground makes first and breaks last for added safety.

### Standard Materials

- *Plug, receptacle, connector and mounting box housings*: copper-free aluminum.

- *Insulating blocks*: fiber glass reinforced polyester.

- *Contacts*: 30, 60 and 100 ampere have brass contacts with beryllium copper springs and 400-ampere has copper contacts with borosilicate bearings. 200-ampere has split-type copper contacts. 200-400 style 2 ground contacts are brass.

### Standard Finishes

- *Aluminum plug, receptacle, connector and mounting box housings*: epoxy powder coat.

- *Insulating blocks and contacts*: natural finish.

### Options

- *Special Polarization*: Add suffix-P4 to catalog number of receptacle or connector. Prevents plug insertion in a receptacle or connector wired for a different voltage. Suffix-P4: Looking at face of receptacle, the receptacle interior or connector interior is rotated 22-1/2° (relative to the polarization rib) clockwise of standard and plug is polarized to correspond.

- *Reverse Service*: Add suffix-RS to catalog number. Useful where a "hot" plug feeds a dead receptacle.

30, 60, 100, 200, and 400 ampere—add suffix-RS to catalog number. Note that 30, 60, 100, and 200 ampere can be easily converted to reverse service in the field when matching plug and receptacle are ordered. 400 ampere available as a factory assembled item only at extra cost.

### Compliances

- UL Standard 498, 1682, 1686

- CSA Specification C22.2 No. 42

- NEMA 4X (30, 60, 100, 200A)

- Appleton malleable iron products conform to ASTM A47-77, Grade 32510, which has the following properties: tensile strength, 50,000 psi; yield, 32,000 psi; and elongation, 10%.

- Appleton aluminum products are produced from a high strength copper-free (4/10 of 1% max.) alloy.

### Product Cross Reference

- For classified location plugs, receptacles, and connectors, see Catalog Section L.

### Illustrated Features:



30A, 60A and 100A Spring Door and Screw Cap receptacles are threaded to accept clamping ring ACP plug. The ring threads onto the receptacle to form a raintight assembly with plug in use—and also to prevent plug fall-out. When the plug is withdrawn, the gasketed Spring Door cover closes tightly against receptacle opening automatically, providing weatherproof protection. Spring Door has stainless steel spring and shaft.



Spring Door cover of the 30, 60, 100A units may be located at any position in a 360° circle by adjusting a set-screw. Set screw also allows complete removal of cover. Spring door available on 200A units.

NOTE: Spring Door cover in open positions for illustration only.



ACP plugs are supplied with four bushings to accommodate a wide variety of cable diameters. 30 Amp plug clamp used in first position with smallest I.D. bushing provides positive grip on cables as small as .390", such as those that are used in oil rig installations.



1st Position



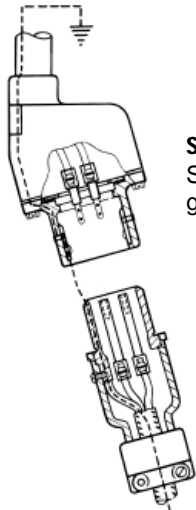
2nd Position

Reversible cable clamp (just loosen screws and flip over) permits wide cable range. Each position accommodates one of two bushings. Convenient in installations having different cable sizes.

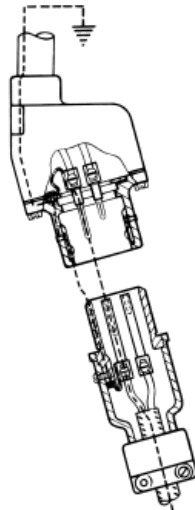
## Powertite® Technical Data: Grounding Styles, Maximum Wire Sizes and Horsepower Ratings

Powertite® Plugs and Receptacles available in Two Grounding Styles

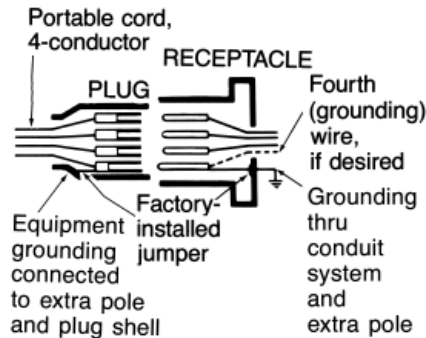
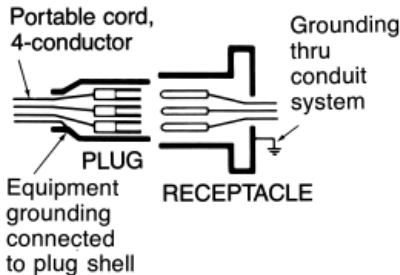
Range of wire sizes accommodated in Powertite® plug and receptacle terminals



**STYLE 1**  
Shell Only  
grounding



**STYLE 2**  
Shell and  
Extra Pole  
Grounding



**PLUG**—Equipment grounding conductor is wired directly to solderless lug which is connected to the plug housing with a pressure connector. All terminals are “current carrying.”

**RECEPTACLE**—Two detent spring clips engage the grounded plug housing on plug insertion—grounded plug shell makes contact with receptacle ground spring before line and load poles are engaged. Grounding path is maintained until after current-carrying contacts disengage. All terminals are “current carrying.”

**PLUG**—Equipment grounding conductor is not only connected to the solderless lug in the plug housing, but also to an extra grounding pole. Grounding pole has copper alloy grounding jumper strap that connects to plug housing.

**RECEPTACLE**—Two detent spring clips engage grounded plug housing on plug insertion. Jumper from extra grounding pole is electrically connected to a screw on receptacle housing. Longer grounding pole “makes first and breaks last.”

### 30, 60 and 100 Amp

Amps	Wire Recess Dia. In.	Wire Range	
		Building	Extra Flex
30	.281	#10 – #6	#10 – #8
60	.312	# 6 – #2	# 6 – #4
100	.391	# 4 – #1	# 4 – #2

### 200 Amp

Wire Recess Dia. In.	Conductor Size	Type Conductor
.687	4/0	General wire
	4/0	Flex. cable
	3/0	Flex. cable
	3/0	Extra flex.
	2/0	Flex. cable

### 400 Amp

Solder Recess Dia.	Conductor Size	Type Conductor
0.84"	500 MCM	General wire
	400 MCM	Flex. cable
	400 MCM	Extra flex.
1.25"	1000 MCM	General wire
	900 MCM	Flex. cable
	800 MCM	Extra flex.

### Powertite® Maximum Horsepower Ratings

Not for normal starting and stopping, but plug may be withdrawn in an emergency if within these maximum H.P. ratings.

Phase Motor	Amps	Motor Horsepower			
		115V	230V	480V	600V
1-Phase	30	2	3	10	10
	60	3	10	20	20
	100	7-1/2	15	30	30
	200	15	30	40	40
3-Phase	30	3	7-1/2	15	20
	60	7-1/2	15	30	30
	100	10	20	40	40
	200	20	40	50	50

## Powertite® Technical Data: Reverse Service, Polarization, Pin and Sleeve Design



### Reverse Service

*Useful Where Energized Plug Feeds Dead Receptacle*

#### Standard Service

Energized receptacle has recessed male contacts to reduce danger of accidental touching. Plug has female contacts that are energized only upon insertion in receptacle.


#### Reverse Service (Generator Application)

Receptacle houses a dead plug interior. Plug houses an energized receptacle interior, which has recessed male contacts to reduce danger of accidental touching. Suffix **-RS**.

#### Special Polarization

Standard Powertite® receptacles, plugs and connectors have positive polarization, which ensures that only plugs of the same style, number and ampere rating can be used together. In installations where there are different line voltages, the SPECIAL POLARIZATION option is desirable. This allows only plugs and receptacles wired for the same line voltage to be mated together. The receptacle or connector interior is positioned 22-1/2°, relative to the polarization rivet, to the right (as specified) of standard, and plug is polarized to correspond. This makes it impossible to mate plugs and receptacles of dissimilar voltages. Suffix **-P4**.

*For ordering information see options.*




### Powertite® Pin and Sleeve Design

30 and  
60 AMP

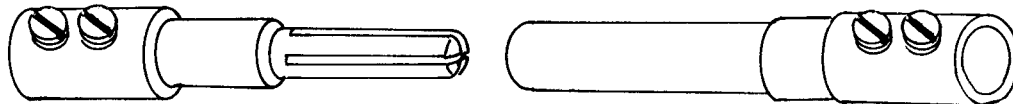


100 AMP



Pressure Wire Terminals. Solid Brass Contacts with Beryllium Copper Springs.

200 AMP




Pressure Wire Terminals. Solid Copper Split-Type Contact.

400 AMP  
.84"  
Solder  
Recess



Solder Well Wire Terminals. Solid Copper Contacts with Four Spring-Loaded Borosilicate Bearings.

400 AMP  
1.25"  
Solder  
Recess



Solder Well Wire Terminals. Solid Copper Contacts with Four Spring-Loaded Borosilicate Bearings.

# D-6

NEMA 3,3R,4,4X

## Powertite® 30 Amp Pin and Sleeve Receptacles and Plugs

250 Volt D.C., 600 Volt A.C., 50-400 Hz Pressure Wire Terminals.  
Wire Recess Diameter: .281". Wire Size Range: #10—#6 Building;  
#10—#8 Extra Flex.

### NEMA 4X Receptacles and Plugs

#### Description

Receptacles are provided with spring door and screw cap.



Grounding Style	Wire/Pole	Hub Size, Inches	Plug Cable Range, Inches	Receptacle with AEE Mounting Box*	Receptacle Only†	Clamping Ring Plug**
Style 1	2W,2P	1/2	.390 to 1.375	ADRE3022-50	ADR3022	ACP3022BC
		3/4	.390 to 1.375	ADRE3022-75	ADR3022	ACP3022BC
	3W, 3P	3/4	.390 to 1.375	ADRE3033-75	ADR3033	ACP3033BC
		1	.390 to 1.375	ADRE3033-100	ADR3033	ACP3033BC
	4W,4P	3/4	.390 to 1.375	ADRE3044-75	ADR3044	ACP3044BC
		1	.390 to 1.375	ADRE3044-100	ADR3044	ACP3044BC
Style 2	2W,3P	3/4	.390 to 1.375	ADRE3023-75	ADR3023	ACP3023BC
		1	.390 to 1.375	ADRE3023-100	ADR3023	ACP3023BC
	3W,4P	3/4	.390 to 1.375	ADRE3034-75	ADR3034	ACP3034BC
		1	.390 to 1.375	ADRE3034-100	ADR3034	ACP3034BC

Maximum Horsepower Ratings: 30 Amp Receptacles, Plugs and Connectors.

Not for normal starting and stopping, but plug may be withdrawn in an emergency if within these maximum H.P. ratings.

For Reverse Service add suffix -RS to catalog number.

Phase Motor	Wire/Pole	Motor Horsepower			
		120V	240V	480V	600V
1-Phase	2W,2P or 2W,3P	2HP	3HP	10HP	10HP
3-Phase	3W,3P; 3W,4P; or 4W,4P	3HP	7-1/2HP	15HP	20HP

\* For Additional Mounting Boxes, See Page D-12. \*\* Plug and receptacle combination is NEMA 4X rated when clamping ring is fully tightened on receptacle. Receptacle is NEMA 4X rated when screw cap is closed when the receptacle is not in use.

NEMA 3,3R,4,4X

## Powertite® 30 Amp Pin and Sleeve Cable Connectors

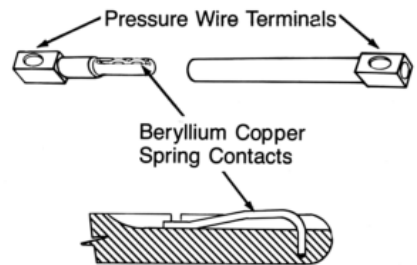

250 Volt D.C., 600 Volt A.C., 50-400 Hz Pressure Wire Terminals.  
Wire Recess Diameter: .281". Wire Size Range: #10—#6 Building;  
#10—#8 Extra Flex.

Description

NEMA 4X Connectors and Plugs  
Catalog Number

Grounding Style	Wire/Pole	Connector/ Plug Cable Range, Inches	Connector Complete with Plug	Connector Body Only	Clamping Ring Plug
Style 1	2W,2P	.390 to 1.375	ARCC3022BC	ARC3022BC	ACP3022BC
		.390 to 1.375	ARCC3022BC	ARC3022BC	ACP3022BC
	3W,3P	.390 to 1.375	ARCC3033BC	ARC3033BC	ACP3033BC
		.390 to 1.375	ARCC3033BC	ARC3033BC	ACP3033BC
	4W,4P	.390 to 1.375	ARCC3044BC	ARC3044BC	ACP3044BC
		.390 to 1.375	ARCC3044BC	ARC3044BC	ACP3044BC
Style 2	2W,3P	.390 to 1.375	ARCC3023BC	ARC3023BC	ACP3023BC
		.390 to 1.375	ARCC3023BC	ARC3023BC	ACP3023BC
	3W,4P	.390 to 1.375	ARCC3034BC	ARC3034BC	ACP3034BC
		.390 to 1.375	ARCC3034BC	ARC3034BC	ACP3034BC

### Pin and Sleeve Design: 30 Amp Powertite® Receptacles, Plugs and Connectors (Connector Shown).



Pressure wire terminals allow cable to be readily replaced when necessary. Terminal screws grip conductors firmly. Spring contacts provide constant pressure.

Energized contacts deeply recessed to reduce danger of accidental touching, minimize possibility of exposed arcs. Insulator quenches arcing, and is resistant to abnormal heat and to fire.

Positive mechanical cable clamps provide strain relief conductor connections, allow easy cable replacement.

† Plug and connector body combination is NEMA 4X rated when clamping ring is fully tightened on connector body.

# D-8

NEMA 3,3R,4,4X

## Powertite® 60 Amp Pin and Sleeve Receptacles and Plugs

250 Volt D.C., 600 Volt A.C., 50-400 Hz Pressure Wire Terminals.  
Wire Recess Diameter: .312". Wire Size Range: #6—#2  
Building; #6—#4 Extra Flex.

### NEMA 4X Receptacles and Plugs Catalog Number

#### Description

Receptacles are provided with spring door and screw cap.



Grounding Style	Wire/Pole	Hub Size, Inches	Plug Cable Range, Inches	Receptacle with AEE Mounting Box*	Receptacle with AJA Mounting Box*	Receptacle Only†	Clamping Ring Plug**
Style 1	2W,2P	1	.500 to 1.375	ADRE6022-100	ADJA6022-100	ADR6022	ACP6022BC
		1-1/4	.500 to 1.375	ADRE6022-125	ADJA6022-125	ADR6022	ACP6022BC
	3W,3P	1	.500 to 1.375	ADRE6033-100	ADJA6033-100	ADR6033	ACP6033BC
		1-1/4	.500 to 1.375	ADRE6033-125	ADJA6033-125	ADR6033	ACP6033BC
	4W,4P	1-1/4	.500 to 1.375	ADRE6044-125	ADJA6044-125	ADR6044	ACP6044BC
		1-1/2	.500 to 1.375	ADRE6044-150	ADJA6044-150	ADR6044	ACP6044BC
Style 2	2W,3P	1	.500 to 1.375	ADRE6023-100	ADJA6023-100	ADR6023	ACP6023BC
		1-1/4	.500 to 1.375	ADRE6023-125	ADJA6023-125	ADR6023	ACP6023BC
	3W,4P	1-1/4	.500 to 1.375	ADRE6034-125	ADJA6034-125	ADR6034	ACP6034BC
		1-1/2	.500 to 1.375	ADRE6034-150	ADJA6034-150	ADR6034	ACP6034BC

Maximum Horsepower Ratings: 60 Amp Receptacles, Plugs and Connectors.

Not for normal starting and stopping, but plug may be withdrawn in an emergency if within these maximum H.P. ratings.

For Reverse Service add suffix -RS to catalog number.

Phase Motor	Wire/Pole	Motor Horsepower			
		120V	240V	480V	600V
1-Phase	2W,2P or 2W,3P	3HP	10HP	20HP	20HP
3-Phase	3W,3P; 3W,4P; or 4W,4P	7-1/2HP	15HP	30HP	30HP

\* For Additional Mounting Boxes, See Page D-12. \*\* Plug and receptacle combination is NEMA 4X rated when clamping ring is fully tightened on receptacle. †Receptacle is NEMA 4X rated when screw cap is closed when the receptacle is not in use.

NEMA 3,3R,4,4X

## Powertite® 60 Amp Pin and Sleeve Cable Connectors


250 Volt D.C., 600 Volt A.C., 50-400 Hz Pressure Wire Terminals.  
Wire Recess Diameter: .312". Wire Size Range: #6—#2  
Building; #6—#4 Extra Flex.

Description

NEMA 4X Connectors and Plugs  
Catalog Number

Grounding Style	Wire/Pole	Connector/ Plug Cable Range, Inches	Connector Complete with Plug*	Connector Body Only	Clamping Ring Plug*
Style 1	2W,2P	.500 to 1.375	ARCC6022BC	ARC6022BC	ACP6022BC
		.500 to 1.375	ARCC6022BC	ARC6022BC	ACP6022BC
	3W,3P	.500 to 1.375	ARCC6033BC	ARC6033BC	ACP6033BC
		.500 to 1.375	ARCC6033BC	ARC6033BC	ACP6033BC
Style 1	4W,4P	.500 to 1.375	ARCC6044BC	ARC6044BC	ACP6044BC
		.500 to 1.375	ARCC6044BC	ARC6044BC	ACP6044BC
Style 2	2W,3P	.500 to 1.375	ARCC6023BC	ARC6023BC	ACP6023BC
		.500 to 1.375	ARCC6023BC	ARC6023BC	ACP6023BC
Style 2	3W,4P	.500 to 1.375	ARCC6034BC	ARC6034BC	ACP6034BC
		.500 to 1.375	ARCC6034BC	ARC6034BC	ACP6034BC

### Pin and Sleeve Design: 60 Amp Powertite® Receptacles, Plugs and Connectors (Connector Shown).



Energized contacts deeply recessed to reduce danger of accidental touching, minimize possibility of exposed arcs. Insulator quenches arcing, and is resistant to abnormal heat and to fire.

Positive mechanical cable clamps provide strain relief at conductor connections, allow easy cable replacement.

Pressure wire terminals allow cable to be readily replaced when necessary. Terminal screws grip conductors firmly. Spring contacts provide constant pressure.

\* Plug and connector body combination is NEMA 4X rated when clamping ring is fully tightened on connector body.

# D-10

NEMA 3,3R,4,4X

## Powertite® 100 Amp Pin and Sleeve Receptacles and Plugs

250 Volt D.C., 600 Volt A.C., 50-400 Hz Pressure Wire Terminals.  
Wire Recess Diameter: .391". Wire Size Range: #4—#1 Building;  
#4—#2 Extra Flex.

### NEMA 4X Receptacles and Plugs Catalog Number

#### Description

Receptacles are provided with spring door and screw cap.



Grounding Style	Wire/Pole	Hub Size, Inches	Plug Cable Range, Inches	Receptacle with AJA Mounting Box*	Receptacle Only†	Clamping Ring Plug**
Style 1	2W,2P	1-1/4	.875 to 1.906	ADJA1022-125	ADR1022	ACP1022CD
		1-1/2	.875 to 1.906	ADJA1022-150	ADR1022	ACP1022CD
	3W,3P	1-1/4	.875 to 1.906	ADJA1033-125	ADR1033	ACP1033CD
		1-1/2	.875 to 1.906	ADJA1033-150	ADR1033	ACP1033CD
	4W,4P	1-1/2	.875 to 1.906	ADJA1044-150	ADR1044	ACP1044CD
		2	.875 to 1.906	ADJA1044-200	ADR1044	ACP1044CD
Style 2	2W,3P	1-1/4	.875 to 1.906	ADJA1023-125	ADR1023	ACP1023CD
		1-1/2	.875 to 1.906	ADJA1023-150	ADR1023	ACP1023CD
	3W,4P	1-1/2	.875 to 1.906	ADJA1034-150	ADR1034	ACP1034CD
		2	.875 to 1.906	ADJA1034-200	ADR1034	ACP1034CD

Maximum Horsepower Ratings: 100 Amp Receptacles, Plugs and Connectors.

Not for normal starting and stopping, but plug may be withdrawn in an emergency if within these maximum H.P. ratings.

For Reverse Service add suffix **-RS** to catalog number.

Phase Motor	Wire/Pole	Motor Horsepower			
		120V	240V	480V	600V
1-Phase	2W,2P or 2W,3P	7-1/2HP	15HP	30HP	30HP
3-Phase	3W,3P; 3W,4P; or 4W,4P	10HP	20HP	40HP	40HP

\* For Additional Mounting Boxes, See Page D-12. \*\* Plug and receptacle combination is NEMA 4X rated when clamping ring is fully tightened on receptacle. Receptacle is NEMA 4X rated when screw cap is closed when the receptacle is not in use.

NEMA 3,3R,4,4X

## Powertite® 100 Amp Pin and Sleeve Cable Connectors

250 Volt D.C., 600 Volt A.C., 50-400 Hz Pressure Wire Terminals.  
Wire Recess Diameter: .391". Wire Size Range: #4—#1 Building;  
#4—#2 Extra Flex.



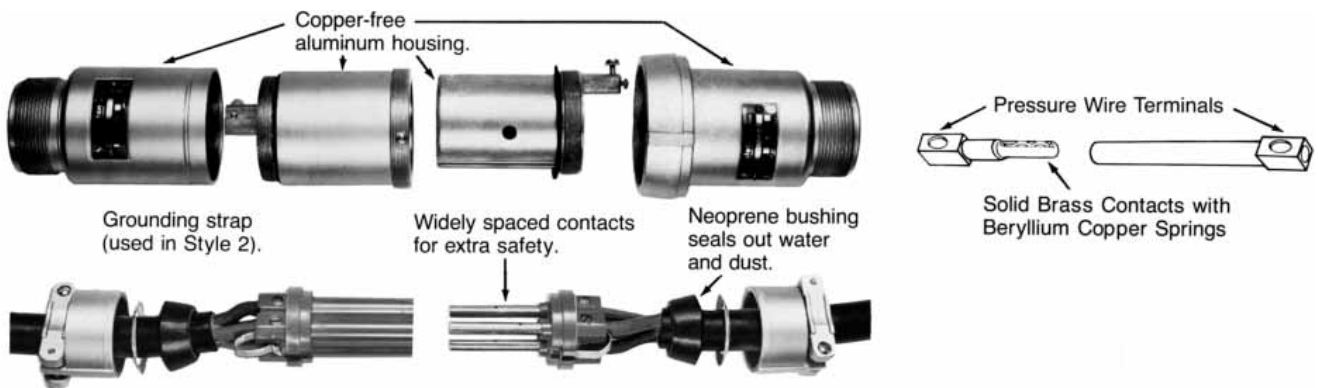
Description

NEMA 4X Connectors and Plugs  
Catalog Number



Grounding Style	Wire/Pole	Connector Plug Cable Range, Inches	Connector Complete with Plug	Connector Body Only	Clamping Ring Plug
Style 1	2W,2P	.875 to 1.906	ARCC1022CD	ARC1022CD	ACP1022CD
		.875 to 1.906	ARCC1022CD	ARC1022CD	ACP1022CD
	3W,3P	.875 to 1.906	ARCC1033CD	ARC1033CD	ACP1033CD
		.875 to 1.906	ARCC1033CD	ARC1033CD	ACP1033CD
Style 2	4W,4P	.875 to 1.906	ARCC1044CD	ARC1044CD	ACP1044CD
		.875 to 1.906	ARCC1044CD	ARC1044CD	ACP1044CD
	2W,3P	.875 to 1.906	ARCC1023CD	ARC1023CD	ACP1023CD
		.875 to 1.906	ARCC1023CD	ARC1023CD	ACP1023CD
Style 2	3W,4P	.875 to 1.906	ARCC1034CD	ARC1034CD	ACP1034CD
		.875 to 1.906	ARCC1034CD	ARC1034CD	ACP1034CD

### Pin and Sleeve Design: 100 Amp Powertite® Receptacles, Plugs and Connectors (Connector Shown).



Energized contacts deeply recessed to reduce danger of accidental touching, minimize possibility of exposed arcs. Insulator quenches arcing, and is resistant to abnormal heat and to fire.

Positive mechanical cable clamps provide strain relief at conductor connections, allow easy cable replacement.

† Plug and connector body combination is NEMA 4X rated when clamping ring is fully tightened on connector body.

## Powertite® 30, 60 and 100 Amp Mounting Boxes for Receptacles

Description

Catalog Number

### 30 Ampere



Hub Size, Inches

AEE

AERH

AERC

AERA

1/2  
3/4  
1

AEE13  
AEE23  
AEE33

AERH13  
AERH23  
AERH33

AERC13  
AERC23  
AERC33

AERA13  
AERA23  
AERA33

### 60 Ampere



Hub Size, Inches

AEE

AERH

AERC

AERA

1  
1-1/4  
1-1/2

AEE36  
AEE46  
AEE56

AERH36  
AERH46  
AERH56

AERC36  
AERC46  
AERC56

AERA36  
AERA46  
AERA56

### 60 and 100 Ampere



Hub Size, Inches

AJA (60 or 100 Amp)\*

1  
1-1/4  
1-1/2  
2

AJA310  
AJA410  
AJA510  
AJA610

### Adapters for 60 and 100 Ampere Receptacles for Use with AJA Service Back Boxes



AJA (60 or 100 Amp)

AJA100

\* Feed-Thru box furnished with one close-up plug in bottom recessed hub.

## Powertite® 30, 60 and 100 Amp Plug Caps



### Applications

- Where portable equipment is not in use.
- Protects insulation and plug contacts from excessive moisture, dirt, dust, and corrosion.
- For use with 30 Amp 3 Pole and 4 Pole, 60 Amp 4 Pole and 100 Amp 4 Pole plugs.
- Cap is secured to plug by aviation cable. When in use the cap is held in place with standard plug clamping ring.

### Standard Materials













- Cap is Blue ABS Plastic

### Ordering Information

Catalog Number	Amperage	For use with:
ACPCAP3034	30	ACP3023BC ACP3033BC ACP3034BC ACP3044BC
ACPCAP6004	60	ACP6034BC ACP6044BC
ACPCAP1004	100	ACP1034CD ACP1044CD









## Replacement Interiors for Powertite® 30, 60 and 100 Amp Plugs, Receptacles and Cable Connectors

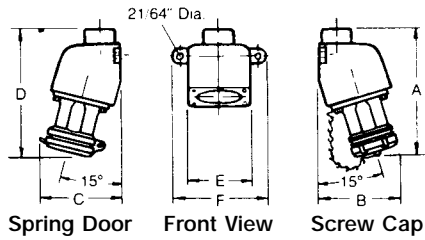
Description		Catalog Number			
<b>30 Ampere</b>					
					
Grounding Style	Wire/Pole	Receptacle	Plug	Receptacle	Plug
Style 1	2W,2P 3W,3P 4W,4P	ARI-3022 ARI-3033 ARI-3044	API-3022 API-3033 API-3044	_____	_____
Style 2	2W,3P 3W,4P	_____	_____	ARI-3023 ARI-3034	API-3023 API-3034
<b>60 Ampere</b>					
					
Grounding Style	Wire/Pole	Receptacle	Plug	Receptacle	Plug
Style 1	2W,2P 3W,3P 4W,4P	ARI-6022 ARI-6033 ARI-6044	API-6022 API-6033 API-6044	_____	_____
Style 2	2W,3P 3W,4P	_____	_____	ARI-6023 ARI-6034	API-6023 API-6034
<b>100 Ampere</b>					
					
Grounding Style	Wire/Pole	Receptacle	Plug	Receptacle	Plug
Style 1	2W,2P 3W,3P 4W,4P	ARI-1022 ARI-1033 ARI-1044	API-1022 API-1033 API-1044	_____	_____
Style 2	2W,3P 3W,4P	_____	_____	ARI-1023 ARI-1034	API-1023 API-1034

## Powertite® 30, 60 and 100 Amp Replacement Parts



	Description	Catalog Number
	<p><b>ACP Plug Clamping Ring</b> (Includes Gasket)</p> <p>30 Amp Plug - 2, 3 and 4-Pole 60 Amp Plug - 2 and 3-Pole 60 Amp Plug - 4-Pole 100 Amp Plug - 2 and 3-Pole 100 Amp Plug - 4-Pole</p>	<p>CLMPR30 CLMPR23P60 CLMPR4P60 CLMPR23P100 CLMPR4P100</p>
	<p><b>Receptacle Covers</b></p> <p><b>Spring Cover</b> (Includes Gasket and Ring)</p> <p>30 Amp - 2, 3 and 4-Pole 60 Amp - 2 and 3-Pole 60 Amp - 4-Pole 100 Amp - 2 and 3-Pole 100 Amp - 4-Pole</p>	<p>PTSC30 PTSC60A PTSC60B PTSC100A PTSC100B</p>
	<p><b>Threaded Cover</b> (Includes Gasket and Chain)</p> <p>30 Amp - 2, 3, and 4-Pole 60 Amp - 2 and 3-Pole 60 Amp - 4-Pole 100 Amp - 2 and 3-Pole 100 Amp - 4-Pole</p>	<p>PTTC30 PTTC60A PTTC60B PTTC100A PTTC100B</p>
	<p><b>Bushing Bags for Plugs and Cable Connectors</b></p> <p>30 Amp 60 Amp 100 Amp</p>	<p>PTGB30 PTGB60 PTGBCD</p>
	<p><b>Universal Plug Bushing</b></p> <p>30 &amp; 60 Amp</p>	<p>PTGBUBC</p>
	<p><b>Receptacle Ground Lug Kit</b></p> <p>30 Amp Receptacle Ground Lug Kit 60 Amp Receptacle Ground Lug Kit 100 Amp Receptacle Ground Lug Kit</p>	<p>PTRGL30 PTRGL60 PTRGL100</p>

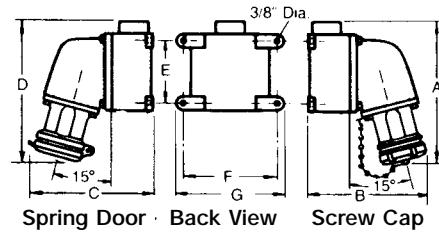
## Dimensions: Powertite® 30, 60 and 100 Amp Pin and Sleeve Receptacles, Plugs and Connectors



Spring Door Front View Screw Cap

Receptacle Mounted on AEE Box

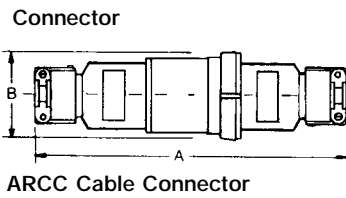
	A	B	C	D	E	F
Dimensions in Inches						
30 Amp	6.88	3.75	4.25	7.13	4.25	5.00
60 Amp	9.75	5.25	5.50	10.00	5.38	6.38
Dimensions in Centimeters						
30 Amp	17.5	9.5	10.8	18.1	10.8	12.7
60 Amp	24.8	13.3	14.0	25.4	13.7	16.2



Spring Door Back View Screw Cap

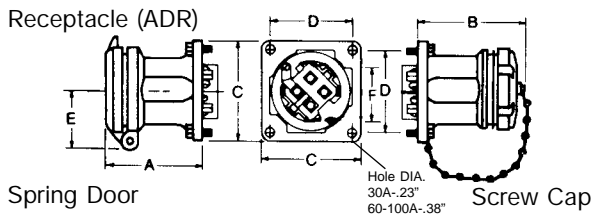
Receptacle Mounted on AJA-AJAC Box

	A	B	C	D	E	F	G
Dimensions in Inches							
60 Amp	9.63	8.00	8.81	10.69	4.88	6.88	7.88
100 Amp	11.44	9.00	9.19	11.82	4.88	6.88	7.88
Dimensions in Centimeters							
60 Amp	24.4	20.3	22.4	27.1	12.4	17.5	20.0
100 Amp	32.4	22.9	23.3	30.0	12.4	17.5	20.0



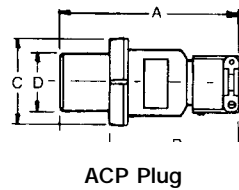
ARCC Cable Connector

	A	B	A	B
Dimensions in Inches				
30 Amp	10.50	3.13	26.7	7.9
60 Amp	13.25	3.81	33.7	9.7
100 Amp	16.00	4.25	40.6	10.8
Dimensions in Centimeters				



Spring Door Screw Cap

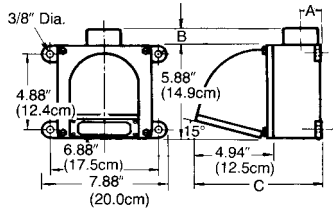
No. Poles	A	B	C	D	E	F
Dimensions in Inches						
30 Amp	2,3,4	2.80	3.19	3.38	2.72	2.06 2.75
60 Amp	2,3	4.88	4.63	4.25	3.50	2.31 3.10
60 Amp	4	4.88	4.63	4.25	3.50	2.44 3.35
100 Amp	2,3	5.10	5.50	4.25	3.50	2.44 3.40
100 Amp	4	5.10	5.50	4.25	3.50	2.56 3.60
Dimensions in Centimeters						
30 Amp	2,3,4	7.1	8.1	8.6	6.9	5.2 7.0
60 Amp	2,3	12.4	11.8	10.8	8.9	5.9 7.9
60 Amp	4	12.4	11.8	10.8	8.9	6.2 8.5
100 Amp	2,3	13.0	14.0	10.8	8.9	6.2 8.6
100 Amp	4	13.0	14.0	10.8	8.9	6.5 9.1



Plug ACP Plug

No. Poles	A	B	C	D
Dimensions in Inches				
30 Amp	2,3,4	6.00	4.75	3.13 1.86
60 Amp	2,3	7.81	4.94	3.50 2.23
60 Amp	4	7.81	4.94	3.81 2.55
100 Amp	2,3	10.50	6.63	4.00 2.47
100 Amp	4	10.50	6.63	4.25 2.72
Dimensions in Centimeters				
30 Amp	2,3,4	15.2	12.1	7.9 4.7
60 Amp	2,3	19.8	12.5	8.9 5.7
60 Amp	4	19.8	12.5	9.7 6.5
100 Amp	2,3	26.7	16.8	10.2 6.3
100 Amp	4	26.7	16.8	10.8 6.9

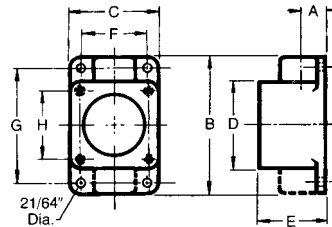
## Dimensions: Powertite® 30, 60 and 100 Amp Mounting Boxes



### AJAC and AJA Mounting Boxes\*\*

	Hub	A	B**	C
Dimensions in Inches				
60 and 100 Amp	1	1.13	.56	8.00
	1-1/4	1.13	.56	8.00
	1-1/2	1.50	.56	8.00
	2	1.50	.56	8.00
Dimensions in Centimeters				
60 and 100 Amp	1	2.9	1.4	20.3
	1-1/4	2.9	1.4	20.3
	1-1/2	3.8	1.4	20.3
	2	3.8	1.4	20.3

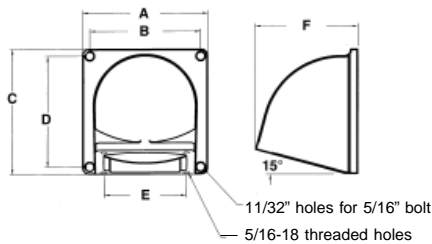
\*\*AJA has two hubs. Close-up plug furnished in bottom recessed hub.



### AERA, AERC\*\* and AERH Mounting Boxes

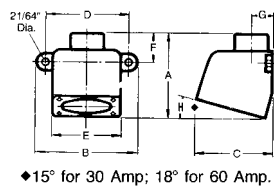
	Hub	A*	B**	C	D	E	F	G	H	J
Dimensions in Inches										
30 Amp	1/2	.69	5.31	3.38	3.38	2.50	2.63	4.56	2.72	.94
30 Amp	3/4	.75	5.31	3.38	3.38	2.50	2.63	4.56	2.72	.94
30 Amp	1	.81	5.31	3.38	3.38	2.50	2.63	4.56	2.72	.94
60 Amp	1	.81	6.50	4.25	4.25	3.13	3.50	5.88	3.50	1.38
60 Amp	1-1/4	.94	6.50	4.25	4.25	3.13	3.50	5.88	3.50	1.38
60 Amp	1-1/2	1.00	6.50	4.25	4.25	3.13	3.50	5.88	3.50	1.38
Dimensions in Centimeters										
30 Amp	1/2	1.8	13.5	8.6	8.6	6.4	6.7	11.6	6.9	2.4
30 Amp	3/4	1.9	13.5	8.6	8.6	6.4	6.7	11.6	6.9	2.4
30 Amp	1	2.1	13.5	8.6	8.6	6.4	6.7	11.6	6.9	2.4
60 Amp	1	2.1	16.5	10.8	10.8	7.9	8.9	14.9	8.9	3.5
60 Amp	1-1/4	2.4	16.5	10.8	10.8	7.9	8.9	14.9	8.9	3.5
60 Amp	1-1/2	2.5	16.5	10.8	10.8	7.9	8.9	14.9	8.9	3.5

\* Dimension "A" for AERA only. \*\* Dimension "B" for AERC only.



### AJA100

A	B	C	D	E	F
Dimensions in Inches					
5-7/8	5-3/16	5-7/8	5-3/16	3-1/2	4-13/16
Dimensions in Centimeters					
14.9	13.2	14.9	13.2	8.9	12.2



### AEE Mounting Box (1/2", and 3/4", and 1" Hub)

	A	B	C	D	E	F	G
Dimensions in Inches							
30 Amp	4.13	5.00	3.63	4.25	3.38	1.44	.94
Dimensions in Centimeters							
30 Amp	10.5	12.7	9.2	10.8	8.6	3.7	2.4

### AEE Mounting Box (1", 1-1/4" and 1-1/2" Hub)

	A	B	C	D	E	F	G
Dimensions in Inches							
60 Amp	5.92	6.38	4.75	5.38	4.25	1.63	1.25
Dimensions in Centimeters							
60 Amp	15.0	16.2	12.1	13.7	10.8	4.1	3.2

# D-18

\*\*NEMA 3,3R,4,4X



## Powertite® 200 Amp Pin and Sleeve Receptacles and Plugs

250 Volt D.C., 600 Volt A.C., 50-400Hz Wire Recess Diameter: .687".  
Wire Size Range: #4/0-#2/0. Pressure Wire Terminals

Spring Door—NEMA 4X Weatherproof Receptacles and Plugs  
Catalog Number

Description



Grounding Style	Wire/Pole	Hub Size, Inches	Plug Cable Range, Inches	Receptacle with AJA Mounting Box†	Receptacle** Only	Plug Only
Style 1	3W,3P	1-1/2	.875 to 1.906	ADJA20033-150	ADR20033	AP20033CD
		2	1.875 to 2.500	ADJA20033-200	ADR20033	AP20033E
		2-1/2	1.875 to 2.500	ADJA20033-250	ADR20033	AP20033E
	4W,4P	2	.875 to 1.906	ADJA20044-200	ADR20044	AP20044CD
		2-1/2	1.875 to 2.500	ADJA20044-250	ADR20044	AP20044E
Style 2	2W,3P	1-1/2	.875 to 1.906	ADJA20023-150	ADR20023	AP20023CD
		2	1.875 to 2.500	ADJA20023-200	ADR20023	AP20023E
		2-1/2	1.875 to 2.500	ADJA20023-250	ADR20023	AP20023E
	3W,4P	1-1/2	.875 to 1.906	ADJA20034-150	ADR20034	AP20034CD
		2	1.875 to 2.500	ADJA20034-200	ADR20034	AP20034E
		2-1/2	1.875 to 2.500	ADJA20034-250	ADR20034	AP20034E

### Maximum Conductor Size

For Reverse Service add suffix -RS to catalog number.

Wire Recess	Conductor Size	Max. Strand	Type Conductor
.687" Dia.	4/0	19	General Wire
	4/0	259	Flexible Cable
	3/0	427	Extra Flexible Cable
	2/0	259	Flexible Cable
	2/0	259	Flexible Cable

### Maximum Horsepower Ratings\*

Phase Motor	Wire/Pole	Motor Horsepower			
		120V	240V	480V	600V
1-Phase	2W,3P	15HP	30HP	40HP	40HP
3-Phase	3W,3P; 3W,4P; or 4W,4P	20HP	40HP	50HP	50HP

\* Not for normal starting and stopping, but plug may be withdrawn if necessary if within these maximum H.P. ratings.


\*\* Receptacle meets NEMA 3R with spring door closed and NEMA 3, 3R, 4, 4X with plug fully inserted and wing nuts fully tightened or clamp cover installed with wing nuts fully tightened.

† Additional mounting boxes on page D-22.

\*\*NEMA 3,3R,4,4X

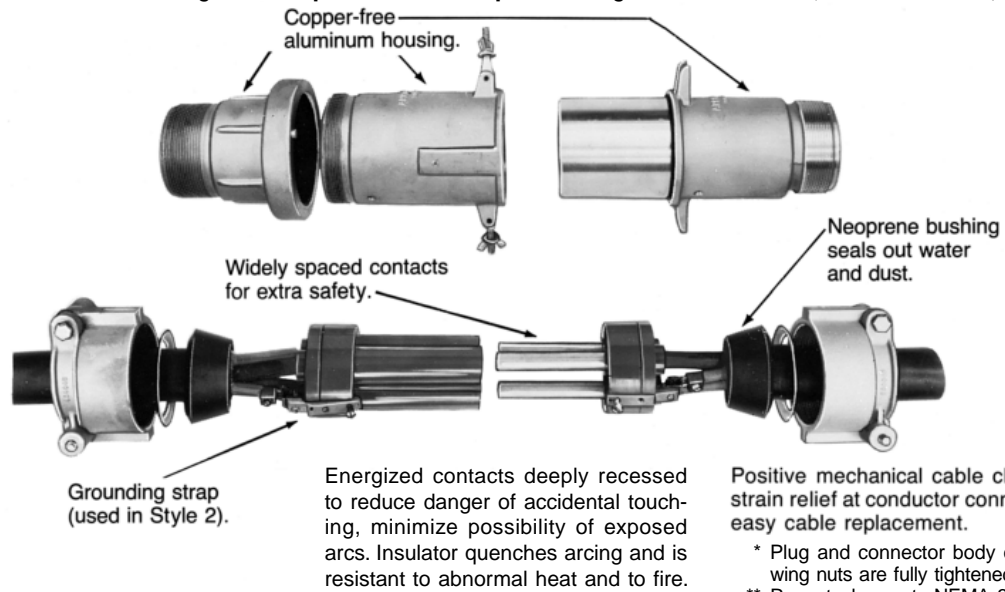
## Powertite® 200 Amp Pin and Sleeve Receptacles, Plugs and Cable Connectors

250 Volt D.C., 600 Volt A.C., 50-400Hz Wire Recess Diameter: .687".  
Wire Size Range: #4/0-#2/0. Pressure Wire Terminals.



Clamp Cover—NEMA 4X Receptacles and Plugs Catalog Number			Clamp Cover— NEMA 4X Connectors and Plugs Catalog Number		
Receptacle with AJA Mounting Box†	Receptacle** Only	Plug Only	Connector Complete with Plug*	Connector Body Only	Plug Only
AJA20033-150	AR20033	AP20033CD	ARCC20033CD	ARC20033CD	AP20033CD
AJA20033-200	AR20033	AP20033E	ARCC20033E	ARC20033E	AP20033E
AJA20033-250	AR20033	AP20033E			
AJA20044-200	AR20044	AP20044CD	ARCC20044CD	ARC20044CD	AP20044CD
AJA20044-250	AR20044	AP20044E	ARCC20044E	ARC20044E	AP20044E
AJA20023-150	AR20023	AP20023CD	ARCC20023CD	ARC20023CD	AP20023CD
AJA20023-200	AR20023	AP20023E			
AJA20023-250	AR20023	AP20023E	ARCC20023E	ARC20023E	AP20023E
AJA20034-150	AR20034	AP20034CD	ARCC20034CD	ARC20034CD	AP20034CD
AJA20034-200	AR20034	AP20034E			
AJA20034-250	AR20034	AP20034E	ARCC20034E	ARC20034E	AP20034E

### Pin and Sleeve Design: 200 Amp Powertite® Receptacles, Plugs and Connectors (Connector shown).



† Additional mounting boxes on page D-22.

\* Plug and connector body combination is NEMA 4X rated when wing nuts are fully tightened on connector body.  
\*\* Receptacle meets NEMA 3R with spring door closed and NEMA 3, 3R, 4, 4X with plug fully inserted and wing nuts fully tightened or clamp cover installed with wing nuts fully tightened.

## Powertite® 400 Amp Pin and Sleeve Receptacles and Plugs: Raintight


250 Volt D.C., 600 Volt A.C., 50-400Hz Solder Well Wire Terminals\*.  
Wire Recess Diameter: .84" or 1.25".  
Wire Size Range: 400MCM—1000MCM.

### Clamp Cover Receptacles and Plugs- Raintight Catalog Number

#### Description

Note: Box can be turned for vertical or horizontal mount.

For Reverse Service add suffix -RS to catalog number.



Wire Recess Dia., Inches	Grounding Style	Wire/Pole	Tap Size, Inches†	Receptacle with AJA Mounting Box	Receptacle Only	Cable Range, Inches	Plug Only
.84 *	Style 1	3W,3P	4	AJA40033-400	AR40033	1.875 to 2.500	AP40033E
		4W,4P	4	AJA40044-400	AR40044	1.875 to 2.500	AP40044E
.84 *	Style 2	2W,3P	4	AJA40023-400	AR40023	1.875 to 2.500	AP40023E
		3W,4P	4	AJA40034-400	AR40034	1.875 to 2.500	AP40034E
1.25	Style 1	3W,3P	4	AJA40133-400	AR40133	2.500 to 3.000	AP40133F
			4	AJA40133-400	AR40133	3.000 to 3.500	AP40133G
		4W,4P	4	AJA40144-400	AR40144	2.500 to 3.000	AP40144F
			4	AJA40144-400	AR40144	3.000 to 3.500	AP40144G
1.25	Style 2	2W,3P	4	AJA40123-400	AR40123	2.500 to 3.000	AP40123F
			4	AJA40123-400	AR40123	3.000 to 3.500	AP40123G
		3W,4P	4	AJA40134-400	AR40134	2.500 to 3.000	AP40134F
			4	AJA40134-400	AR40134	3.000 to 3.500	AP40134G

† Has feed-thru 4" tapped openings. Supplied with one 4" to 3" reducer and one 4" close-up plug

### 400 Amp Receptacles, Plugs and Connectors

#### Maximum Conductor Size



\* Pressure terminal kit available for .84 wire recess size only to convert solder terminal to pressure terminal. Order one Cat. No. PTK84 for each power terminal.

Solder Recess	Conductor Size	Max. Strand	Type Conductor
0.84" Dia.	500 MCM	37	General Wire
	400 MCM	259	Flexible Cable
	400 MCM	427	Extra Flexible Cable
1.25" Dia.	1000 MCM	61	General Wire
	900 MCM	427	Flexible Cable
	800 MCM	703	Extra Flexible Cable

400A not horsepower rated. Plug is for disconnecting use only-not for current rupturing.

## Powertite® 400 Amp Pin and Sleeve Cable Connectors and Plugs

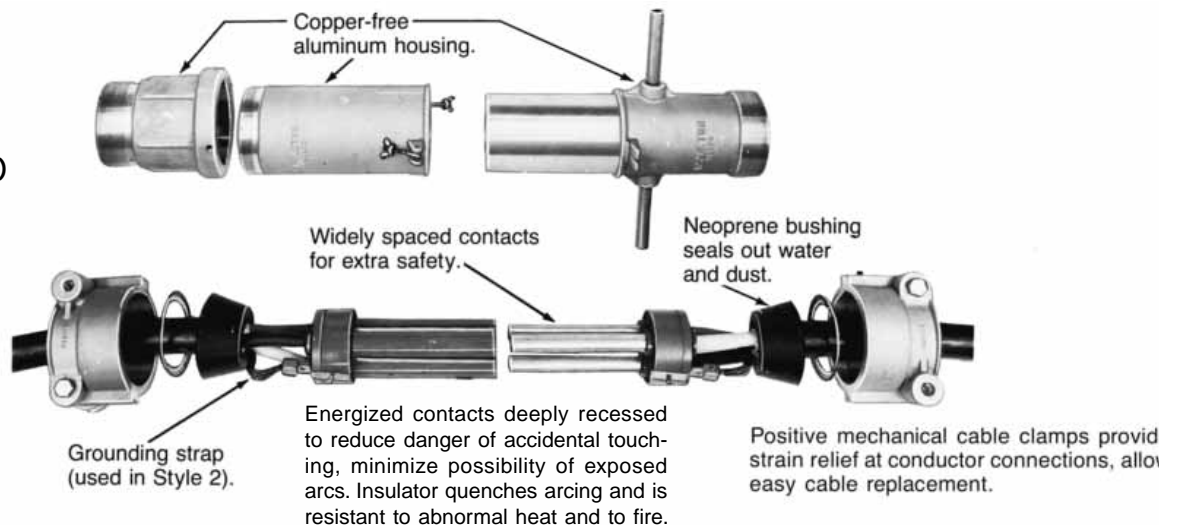
250 Volt D.C., 600 Volt A.C., 50-400Hz Solder Well Wire Terminals.  
 Wire Recess Diameter: .84" or 1.25".  
 Wire Size Range: 400MCM—1000MCM.



Description				Cable Connectors and Plugs Catalog Number	
Wire Recess Dia., Inches	Grounding Style	Wire/Pole	Cable Range Inches	Connector Body Only	Plug Only
.84	Style 1	3W,3P	1.875 to 2.500	ARC40033E	AP40033E
		4W,4P	1.875 to 2.500	ARC40044E	AP40044E
.84	Style 2	2W,3P	1.875 to 2.500	ARC40023E	AP40023E
		3W,4P	1.875 to 2.500	ARC40034E	AP40034E
1.25	Style 1	3W,3P	2.500 to 3.000	ARC40133F	AP40133F
		4W,4P	3.000 to 3.500	ARC40133G	AP40133G
			2.500 to 3.000	ARC40144F	AP40144F
			3.000 to 3.500	ARC40144G	AP40144G
1.25	Style 2	2W,3P	2.500 to 3.000	ARC40123F	AP40123F
		3W,4P	3.000 to 3.500	ARC40123G	AP40123G
			2.500 to 3.000	ARC40134F	AP40134F
			3.000 to 3.500	ARC40134G	AP40134G



**Pin and Sleeve Design: 400 Amp Powertite® Receptacles, Plugs and Connectors (Connector shown)**








## Powertite® 200 and 400 Amp Mounting Boxes and Replacement Interiors

Description		Catalog Number					
<b>200 Amp AJA/AJB Mounting Boxes and Angle Adapter</b>							
	Hub Size, Inches	AJB	AJA	AJAC	AJA200 (Angle Adapter Only)		
	1-1/2 NPT	_____	AJA520	_____	AJA200		
	2 NPT	AJB620	AJA620	_____	AJA200		
	2-1/2 NPT	_____	AJA720	AJAC720	AJA200		
2-3/8 (Cored)	AJB238	_____	_____	_____			
<b>400 Amp AJA Mounting Box and Angle Adapter</b>							
	Hub Size, Inches	AJAC*	AJA400 (Angle Adapter Only)				
	4	AJAC400	AJA400				
<b>200 Amp Interiors</b>							
	Grounding Style	Wire/Pole	Receptacle	Plug	Receptacle	Plug	
	Style 1	3W,3P 4W,4P	ARI20033 ARI20044	API20033 API20044	_____	_____	
	Style 2	2W,3P 3W,4P	_____	_____	ARI20023 ARI20034	API20023 API20034	
<b>400 Amp Interiors</b>							
	Wire Recess Dia., Inches	Grounding Style	Wire/Pole	Receptacle	Plug	Receptacle	Plug
	.84	Style 1	3W,3P 4W,4P	ARI40033 ARI40044	API40033 API40044	_____	_____
	.84	Style 2	2W,3P 3W,4P	_____	_____	ARI40023 ARI40034	API40023 API40034
	1.25	Style 1	3W,3P 4W,4P	ARI40133 ARI40144	API40133 API40144	_____	_____
	1.25	Style 2	2W,3P 3W,4P	_____	_____	ARI40123 ARI40134	API40123 API40134

\*Has feed-thru 4" tapped openings. Supplied with one 4" to 3" reducer and one 4" close-up plug.

## Powertite® Series Replacement Parts: 200 and 400 Amp

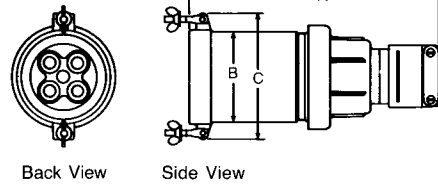
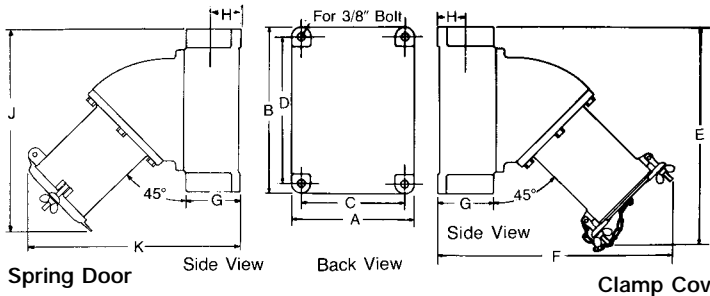


	Description	Catalog Number
	<p><b>Receptacle Covers</b></p> <p><b>Spring Cover</b> (Includes Gasket and Ring)</p> <p>200 Amp - 2 and 3-Pole 200 Amp - 4-Pole</p>	<p>PTSC200A PTSC200B</p>
	<p><b>Clamp Cover</b> (Includes Gasket and Chain)</p> <p>200 Amp - 2 and 3-Pole 200 Amp - 4-Pole 400 Amp - 2 and 3-Pole 400 Amp - 4-Pole</p>	<p>PTBC200A PTBC200B PTBC400A PTBC400B</p>
	<p><b>Bushing Bags for Plugs and Cable Connectors</b></p> <p>200 Amp - Suffix CD 200 Amp - Suffix E 400 Amp - Suffix E 400 Amp - Suffix F 400 Amp - Suffix G</p>	<p>PTGBCD PTGB200E PTGB400E PTGB400F PTGB400G</p>
	<p><b>Receptacle Lockout Device</b></p> <p>Lockout, 200 Amp 3 &amp; 4 Pole Models Lockout, 400 Amp 4 Pole Models</p>	<p>PTLOCK2004 PTLOCK4004</p>
	<p><b>Optional Accessory for Wire Size* #1 to #4</b></p> <p>200 Amp, 3 Pole Wire Adapter Kit 200 Amp, 4 Pole Wire Adapter Kit</p>	<p>PTK200WA3 PTK200WA4</p>

\* Caution: Check National Electrical Code for proper wire size and application.

# D-24

## Dimensions: Powertite® 200 Amp Pin and Sleeve Receptacles, Plugs, Connectors and Mounting Boxes

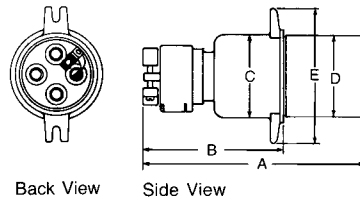
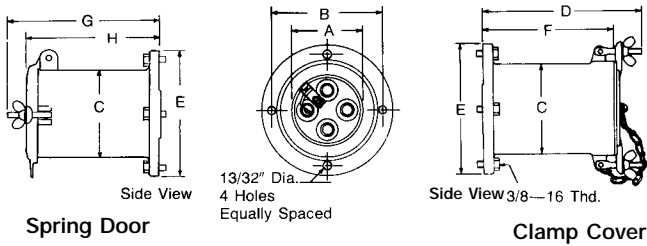


Receptacle Mounted on AJA and AJAC Boxes

Connector Body

A	B	C	D	E	F	G	H	J	K
Dimensions in Inches									
8.00	10.75	6.75	9.50	14.00	15.25	3.75	1.88	13.50	14.25
Dimensions in Centimeters									
20.3	27.3	17.2	24.1	35.6	38.7	9.5	4.8	34.3	36.2

No. Poles	A	B	C			
	Dimensions in Inches			Dimensions in Centimeters		
3	13.00	4.19	5.38	33.00	10.6	13.7
4	13.00	4.56	5.75	33.00	11.6	14.6



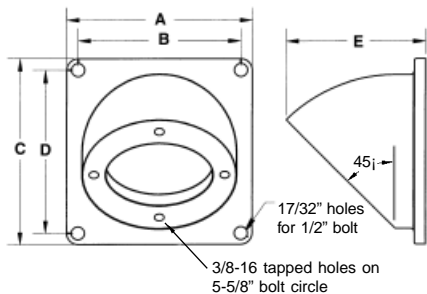
Receptacle

Plug

No. Poles	A	B	C	D	E	F	G	H
Dimensions in Inches								
3	3.25	5.63	4.19	8.00	6.63	6.56	6.70	7.05
Dimensions in Centimeters								
3	8.3	14.3	10.6	20.3	16.8	16.7	16.3	17.2
Dimensions in Inches								
4	3.63	5.63	4.56	8.00	6.63	6.56	6.70	7.05
Dimensions in Centimeters								
4	9.2	14.3	11.6	20.3	16.8	16.7	16.3	17.2

No. Poles	A	B	C	D	E
Dimensions in Inches					
3	11.94	7.81	3.81	3.75	6.44
Dimensions in Centimeters					
3	30.3	19.8	9.7	9.5	16.4
Dimensions in Inches					
4	11.94	7.81	4.19	4.13	6.81
Dimensions in Centimeters					
4	30.3	19.8	10.6	10.5	17.3

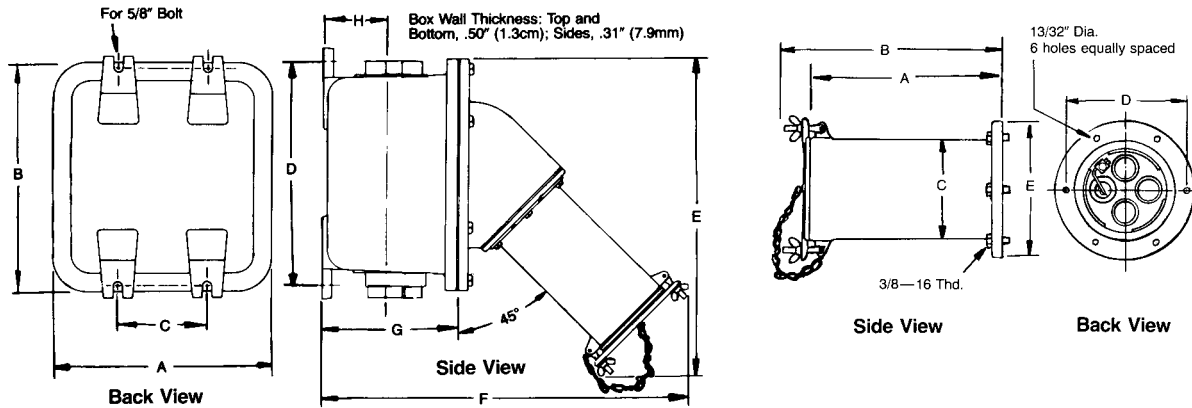
AJA200



AJA200

A	B	C	D	E
Dimensions in Inches				
8.0	7.0	8.0	7.0	6.0
Dimensions in Centimeters				
20.3	17.8	20.3	17.8	15.2

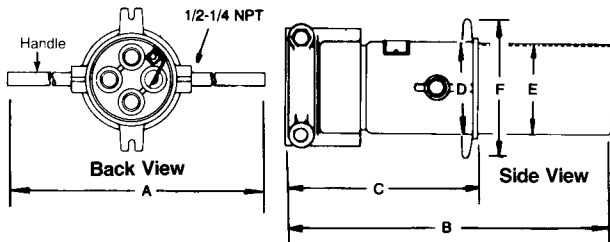
## Dimensions: Powertite® 400 Amp Pin and Sleeve Receptacles, Plugs, Connectors and Mounting Boxes



### Receptacle Mounted on AJAC Box

Tap Size	A	B	C	D	E	F	G	H
Dimensions in Inches								
4*	15.88	15.88	6.50	15.13	22.00	24.25	8.50	3.88
Dimensions in Centimeters								

4*	40.3	40.3	16.5	38.4	55.9	61.6	21.6	9.8
* AJAC box has feed-thru 4" openings. Supplied with one 4" to 3" reducer, and one 4" close-up plug.								

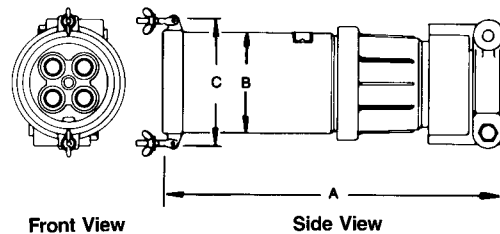


### Plug

No. Poles	A	B	C	D	E	F
Dimensions in Inches						
3	15.00	19.00	11.25	4.70	4.66	7.50
Dimensions in Centimeters						
3	38.1	48.3	28.6	12.0	11.8	19.1
Dimensions in Inches						
4	15.50	19.00	11.25	5.19	5.16	8.00
Dimensions in Centimeters						
4	39.4	48.3	28.6	13.2	13.1	20.3

### Receptacle

No. Poles	A	B	C	D	E	F
Dimensions in Inches						
3	11.25	12.25	5.13	6.75	7.75	4.19
Dimensions in Centimeters						
3	28.6	31.1	13.0	17.2	19.7	10.6
Dimensions in Inches						
4	11.25	12.25	5.63	6.75	7.75	4.69
Dimensions in Centimeters						
4	28.6	31.1	14.3	17.2	19.7	11.9





### Connector Body

No. Poles	Dimensions in Inches			Dimensions in Centimeters		
	A	B	C	A	B	C
3	19.00	5.13	7.25	48.3	13.0	18.4
4	19.00	5.63	7.75	48.3	14.3	19.7

## Powertite® Plug Adapters for Conduit and Fittings

Furnished Complete with Setscrew

D

	Description	Conduit Size (Inches)	Catalog Number
 PTA-75 and PTA-100	<b>Powertite® Adapters</b> NPT Standard Pipe Threads Accommodate Rigid Metal Conduit or Standard Connectors for Flexible Conduit, Armored Cable and Non-Metallic Cable.		
	For 30 Amp Plug	3/4 1	PTA-75 PTA-100
 PTA-125, PTA-150, and PTA-200	For 60 Amp Plug	3/4 1	PTA-75 PTA-100
	For 100 Amp Plug	1-1/4 1-1/2 2	PTA-125 PTA-150 PTA-200
	For 200 Amp Plug (Use with plugs with CD suffix)	1-1/4 1-1/2 2	PTA-125 PTA-150 PTA-200


### Ordering Information

To order Powertite® Plug with Adapter, add proper PTA suffix to plug catalog number, omitting standard "BC" or "CD" suffix from plug catalog number.


**EXAMPLE:** 30 Amp Plug Cat. No. ACP3022BC with Adapter tapped for 3/4" would be Cat. No. ACP3022-PTA-75.

Order ST Liquidtight Connector separately from Cat. Sec. ST.

### PTA Adapter for 30 and 60 Amp Powertite® Plugs



### PTA Adapter for 100 and 200 Amp Powertite® Plugs



## Powertite® Plug Adapters for Conduit and Fittings

Furnished complete with setscrew.

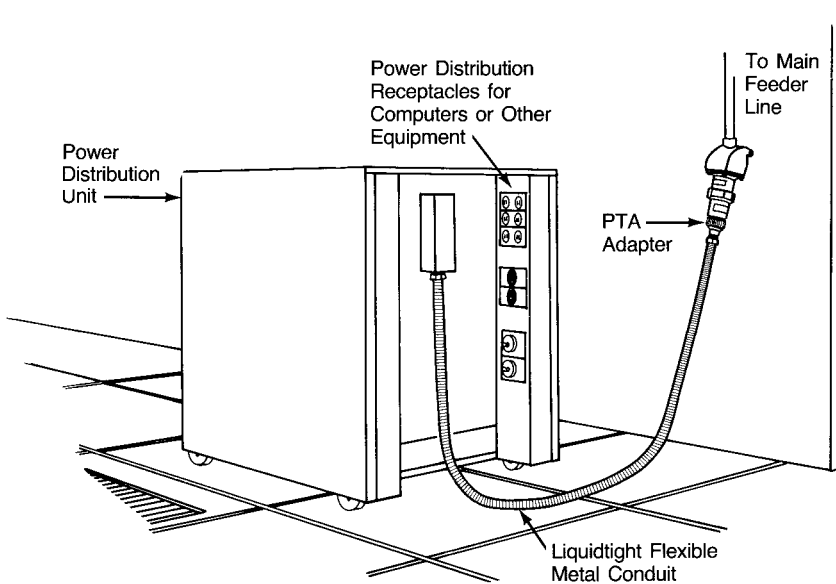


### Applications and Features

- PTA Adapter permits easy connection of liquidtight flexible metal conduit or rigid metal conduit to Powertite Plugs. The Adapter replaces the cable grip normally supplied with the plugs.
- Ideal where flexible connections are required, and in wet locations.

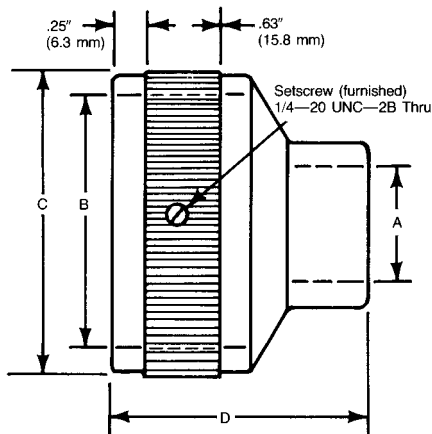
- Powertite Plug with Adapter serves as power source from main feeder line to power distribution equipment.
- ST Liquidtight Connectors thread directly into the PTA Adapter, permitting use of liquidtight flexible metal conduit with Powertite Plugs.

- PTA Adapters are provided with setscrew to positively lock ST Liquidtight Connector to Adapter.
- Smooth, precision machined copper-free (4/10 of 1%) aluminum for more attractive appearance.



Typical application includes Powertite Plug, PTA Adapter and Liquidtight Connector. Use of Liquidtight Flexible Metal Conduit ensures safe equipment operation even in wet locations.

### Dimensions of PTA Powertite® Adapter



Catalog Number	Plug Amp	Conduit Size, Inches	Dim. A Pipe Thread	Dim. B Thread	Dim. C Dia., Inches	Dim. D Length, Inches
PTA-75	30 and 60	3/4	3/4—14 NPT	2-1/8—12UN-2B	2.50	2.15
PTA-100	30 and 60	1	1—11-1/2 NPT	2-1/8-12UN-2B	2.50	2.15
PTA-125	100 and 200	1-1/4	1-1/4—11-1/2 NPT	2-3/4—10UNS-2B	3.12	2.56
PTA-150	100 and 200	1-1/2	1-1/2—11-1/2 NPT	2-3/4—10UNS-2B	3.12	2.56
PTA-200	100 and 200	2	2—11-1/2 NPT	2-3/4—10UNS-2B	3.12	2.56

## Powertite® Series Intermateable Equivalents

Appleton Powertite® and Crouse-Hinds Arktite® Plugs, Receptacles, Cord Connectors and Mounting Boxes listed here are Equivalent and Completely Intermateable.

Crouse-Hinds Catalog Number	Appleton Catalog Number	Crouse-Hinds Catalog Number	Appleton Catalog Number
AJ37	AJA310	APC6255	ARCC6022BC
AJ47	AJA410	APC6353	ARCC6033BC
AJ57	AJA510	APC6355	ARCC6033BC
AJ58	AJA520	APC6363	ARCC6023BC
AJ67	AJA610	APC6365	ARCC6023BC
AJ68	AJA620	APC6453	ARCC6044BC
AJ69	AJAC400‡	APC6455	ARCC6044BC
AJ78	AJA720	APC6463	ARCC6034BC
AJ79	AJAC400‡	APC6465	ARCC6034BC
AJ89	AJAC400‡	APC10255	ARCC1022CD
AJC37	AJAC310	APC10257	ARCC1022CD
AJC47	AJAC410	APC10355	ARCC1033CD
AJC57	AJAC510	APC10357	ARCC1033CD
AJC67	AJAC610	APC10365	ARCC1023CD
AJC78	AJAC720	APC10367	ARCC1023CD
AP20355	AP20033CD	APC10455	ARCC1044CD
AP20357	AP20033CD	APC10457	ARCC1044CD
AP20358	AP20033E	APC10465	ARCC1034CD
AP20455	AP20044CD	APC10467	ARCC1034CD
AP20457	AP20044CD	APC20315	ARCC20033CD
AP20458	AP20044E	APC20317	ARCC20033CD
AP20365	AP20023CD	APC20318	ARCC20033E
AP20367	AP20023CD	APC20325	ARCC20023CD
AP20368	AP20023E	APC20327	ARCC20023CD
AP20465	AP20034CD	APC20328	ARCC20023E
AP20467	AP20034CD	APC20415	ARCC20044CD
AP20468	AP20034E	APC20417	ARCC20044CD
AP40358	AP40033E	APC20418	ARCC20044E
AP40368	AP40023E	APC20425	ARCC20034CD
AP40458	AP40044E	APC20427	ARCC20034CD
AP40468	AP40034E	APC20428	ARCC20034E
AP403510	AP40133F	APJ3275	ACP3022BC
AP403512	AP40133G		
AP403610	AP40123F	APJ3375	ACP3033BC
AP403612	AP40123G		
AP404510	AP40144F	APJ3385	ACP3023BC
AP404512	AP40144G		
AP404610	AP40134F	APJ3475	ACP3044BC
AP404612	AP40134G		
APC3253	ARCC3022BC	APJ3485	ACP3034BC
APC3255	ARCC3022BC		
APC3353	ARCC3033BC	APJ6275	ACP6022BC
APC3355	ARCC3033BC		
APC3363	ARCC3023BC		
APC3365	ARCC3023BC		
APC3453	ARCC3044BC		
APC3455	ARCC3044BC		
APC3463	ARCC3034BC		
APC3465	ARCC3034BC		
APC6253	ARCC6022BC		

"BC" SUFFIX on 30 Amp plugs for cables ranging from .390" to 1.375".  
 "BC" SUFFIX on 60 Amp plugs for cables ranging from .500" to 1.375".  
 "CD" SUFFIX plugs for cables ranging from .875" to 1.906".  
 ‡AJAC-400 not interchangeable.

## Powertite® Series Intermateable Equivalents

Appleton Powertite® and Crouse-Hinds Arktite® Plugs, Receptacles, Cord Connectors and Mounting Boxes listed here are Equivalent and Completely Intermateable.

Crouse-Hinds Catalog Number	Appleton Catalog Number	Crouse-Hinds Catalog Number	Appleton Catalog Number
APJ6375	ACP6033BC	APR20315	ARC20033CD
APJ6385	ACP6023BC	APR20317	ARC20033CD
		APR20318	ARC20033CD
		APR20325	ARC20023CD
APJ6475	ACP6044BC	APR20327	ARC20023CD
		APR20328	ARC20023E
APJ6485	ACP6034BC	APR20415	ARC20044CD
		APR20417	ARC20044CD
APJ10277	ACP1022CD	APR20418	ARC20044E
		APR20425	ARC20034CD
		APR20427	ARC20034CD
APJ10377	ACP1033CD	APR20428	ARC20034E
		APR40318	ARC40033E
APJ10387	ACP1023CD	APR40328	ARC40023E
		APR40418	ARC40044E
APJ10477	ACP1044CD	APR40428	ARC40034E
APJ10487	ACP1034CD	AP321	ADR3022
		AR323	ADR3022
		AR327	ADR3022
		AR331	ADR3033
APR3253	ARC3022BC		
APR3255	ARC3022BC	AR332	ADR3023
APR3353	ARC3033BC	AR333	ADR3033
APR3355	ARC3033BC	AR334	ADR3023
APR3363	ARC3023BC	AR337	ADR3033
		AR338	ADR3023
APR3365	ARC3023BC		
APR3453	ARC3044BC	AR341	ADR3044
APR3455	ARC3044BC	AR342	ADR3034
APR3463	ARC3034BC	AR343	ADR3044
APR3465	ARC3034BC	AR344	ADR3034
		AR347	ADR3044
APR6253	ARC6022BC		
APR6255	ARC6022BC	AR348	ADR3034
APR6353	ARC6033BC	AR621	ADR6022
APR6355	ARC6033BC	AR623	ADR6022
APR6363	ARC6023BC	AR627	ADR6022
		AR631	ADR6033
APR6365	ARC6023BC		
APR6453	ARC6044BC	AR632	ADR6023
APR6455	ARC6044BC	AR633	ADR6033
APR6463	ARC6034BC	AR634	ADR6023
APR6465	ARC6034BC	AR637	ADR6033
		AR638	ADR6023
APR10255	ARC1022CD		
APR10257	ARC1022CD		
APR10355	ARC1033CD		
APR10357	ARC1033CD		
APR10365	ARC1023CD		
APR10367	ARC1023CD		
APR10455	ARC1044CD		
APR10457	ARC1044CD		
APR10465	ARC1034CD		
APR10467	ARC1034CD		

"BC" SUFFIX on 30 Amp plugs for cables ranging from .390" to 1.375".  
 "BC" SUFFIX on 60 Amp plugs for cables ranging from .500" to 1.375".  
 "CD" SUFFIX plugs for cables ranging from .875" to 1.906".

## Powertite® Series Intermateable Equivalents

Appleton Powertite® and Crouse-Hinds Arktite® Plugs, Receptacles, Cord Connectors and Mounting Boxes listed here are Equivalent and Completely Intermateable.

Crouse-Hinds Catalog Number	Appleton Catalog Number	Crouse-Hinds Catalog Number	Appleton Catalog Number
AR641	ADR6044	ARE3333	ADRE3033-100
AR642	ADR6034	ARE3342	ADRE3023-75
AR643	ADR6044	ARE3343	ADRE3023-100
AR644	ADR6034	ARE3372	ADRE3033-75
AR647	ADR6044	ARE3373	ADRE3033-100
AR648	ADR6034	ARE3382	ADRE3023-75
AR1021	ADR1022	ARE3383	ADRE3023-100
AR1023	ADR1022	ARE3412	ADRE3044-75
AR1027	ADR1022	ARE3413	ADRE3044-100
AR1031	ADR1033	ARE3422	ADRE3034-75
AR1032	ADR1023	ARE3423	ADRE3034-100
AR1033	ADR1033	ARE3432	ADRE3044-75
AR1034	ADR1023	ARE3433	ADRE3044-100
AR1037	ADR1033	ARE3442	ADRE3034-75
AR1038	ADR1023	ARE3443	ADRE3034-100
AR1041	ADR1044	ARE3472	ADRE3044-75
AR1042	ADR1034	ARE3473	ADRE3044-100
AR1043	ADR1044	ARE3482	ADRE3034-75
AR1044	ADR1034	ARE3483	ADRE3034-100
AR1047	ADR1044	ARE6213	ADRE6022-100
AR1048	ADR1034	ARE6214	ADRE6022-125
AR2031	AR20033	ARE6233	ADRE6022-100
AR2032	AR20023	ARE6234	ADRE6022-125
AR2041	AR20044	ARE6273	ADRE6022-100
AR2042	AR20034	ARE6274	ADRE6022-125
AR4031	AR40033	ARE6313	ADRE6033-100
AR4032	AR40023	ARE6314	ADRE6033-125
AR4041	AR40044	ARE6323	ADRE6023-100
AR4042	AR40034	ARE6324	ADRE6023-125
AR40312	AR40133	ARE6333	ADRE6033-100
AR40322	AR40123	ARE6334	ADRE6033-125
AR40412	AR40144	ARE6343	ADRE6023-100
AR40422	AR40134	ARE6344	ADRE6023-125
ARE13	AEE13	ARE6373	ADRE6033-100
ARE23	AEE23	ARE6374	ADRE6033-125
ARE33	AEE33	ARE6383	ADRE6023-100
ARE36	AEE36	ARE6384	ADRE6023-125
ARE46	AEE46	ARE6414	ADRE6044-125
ARE56	AEE56	ARE6415	ADRE6044-150
ARE3211	ADRE3022-50	ARE6424	ADRE6034-125
ARE3212	ADRE3022-75	ARE6425	ADRE6034-150
ARE3231	ADRE3022-50	ARE6434	ADRE6044-125
ARE3232	ADRE3022-75	ARE6435	ADRE6044-150
ARE3271	ADRE3022-50	ARE6444	ADRE6034-125
ARE3272	ADRE3022-75	ARE6445	ADRE6034-150
ARE3312	ADRE3033-75	ARE6474	ADRE6044-125
ARE3313	ADRE3033-100	ARE6475	ADRE6044-150
ARE3322	ADRE3023-75	ARE6484	ADRE6034-125
ARE3323	ADRE3023-100	ARE6485	ADRE6034-150
ARE3332	ADRE3033-75	AREA6213	ADJA6022-100

## Powertite® Series Intermateable Equivalents

Appleton Powertite® and Crouse-Hinds Arktite® Plugs, Receptacles, Cord Connectors and Mounting Boxes listed here are Equivalent and Completely Intermateable.

Crouse-Hinds Catalog Number	Appleton Catalog Number	Crouse-Hinds Catalog Number	Appleton Catalog Number
AREA6214	ADJA6022-125	AREA10426	ADJA1034-200
AREA6233	ADJA6022-100	AREA10435	ADJA1044-150
AREA6234	ADJA6022-125	AREA10436	ADJA1044-200
AREA6273	ADJA6022-100	AREA10445	ADJA1034-150
AREA6274	ADJA6022-125	AREA10446	ADJA1034-200
AREA6313	ADJA6033-100	AREA10475	ADJA1044-150
AREA6314	ADJA6033-125	AREA10476	ADJA1044-200
AREA6323	ADJA6023-100	AREA10485	ADJA1034-150
AREA6324	ADJA6023-125	AREA10486	ADJA1034-200
AREA6333	ADJA6033-100	AREA20315	AJA20033-150
AREA6334	ADJA6033-125	AREA20316	AJA20033-200
AREA6343	ADJA6023-100	AREA20317	AJA20033-250
AREA6344	ADJA6023-125	AREA20325	AJA20023-150
AREA6373	ADJA6033-100	AREA20326	AJA20023-200
AREA6374	ADJA6033-125	AREA20327	AJA20023-250
AREA6383	ADJA6023-100	AREA20416	AJA20044-200
AREA6384	ADJA6023-125	AREA20417	AJA20044-250
AREA6414	ADJA6044-125	AREA20425	AJA20034-150
AREA6415	ADJA6044-150	AREA20426	AJA20034-200
AREA6424	ADJA6034-125	AREA20427	AJA20034-250
AREA6425	ADJA6034-150	AREX40317	AJA40033-400
AREA6434	ADJA6044-125	AREX40318	AJA40033-400
AREA6435	ADJA6044-150	AREX40326	AJA40023-400
AREA6444	ADJA6034-125	AREX40327	AJA40023-400
AREA6445	ADJA6034-150	AREX40328	AJA40023-400
AREA6474	ADJA6044-125	AREX40417	AJA40044-400
AREA6475	ADJA6044-150	AREX40418	AJA40044-400
AREA6484	ADJA6034-125	AREX40427	AJA40034-400
AREA6485	ADJA6034-150	AREX40428	AJA40034-400
AREA10214	ADJA1022-125	AREX403128	AJA40133-400
AREA10215	ADJA1022-150	AREX403129	AJA40133-400
AREA10234	ADJA1022-125	AREX403228	AJA40123-400
AREA10235	ADJA1022-150	AREX403229	AJA40123-400
AREA10274	ADJA1022-125	AREX4031210	AJA40133-400
AREA10275	ADJA1022-150	AREX4032210	AJA40123-400
AREA10314	ADJA1033-125	AREX4041210	AJA40144-400
AREA10315	ADJA1033-150	AREX4041212	AJA40144-400
AREA10324	ADJA1023-125	AREX4042210	AJA40134-400
AREA10325	ADJA1023-150	AREX4042212	AJA40134-400
AREA10334	ADJA1033-125	ARRC23	AERC23
AREA10335	ADJA1033-150	ARRC33	AERC33
AREA10344	ADJA1023-125	ARRC36	AERC36
AREA10345	ADJA1023-150	ARRC46	AERC46
AREA10374	ADJA1033-125	ARRC56	AERC56
AREA10375	ADJA1033-150	ARRH13	AERH13
AREA10384	ADJA1023-125	ARRH23	AERH23
AREA10385	ADJA1023-150	ARRH33	AERH33
AREA10415	ADJA1044-150	ARRH36	AERH36
AREA10416	ADJA1044-200	ARRH46	AERH46
AREA10425	ADJA1034-150	ARRH56	AERH56